

UNCLASSIFIED

NTP 13 (B)

NAVAL TELECOMMUNICATIONS PROCEDURES

FLAGS, PENNANTS & CUSTOMS

NTP 13 (B)

**NAVAL COMPUTER AND TELECOMMUNICATIONS COMMAND
4401 MASSACHUSETTS AVE., N.W.
WASHINGTON, D.C. 20394-5460**

**DISTRIBUTION AUTHORIZED TO U.S. GOVERNMENT
AGENCIES ONLY FOR OPERATIONAL USE (29 August 1986).
OTHER REQUESTS FOR THIS DOCUMENT SHALL BE REFERRED
TO COMNAVCOMTELCOM.**

AUGUST 1986

**This publication contains U.S. military information and release
to other than U.S. military agencies will be on a need-to-know
basis.**

UNCLASSIFIED

ORIGINAL
(Reverse Blank)

DEPARTMENT OF THE NAVY
NAVAL TELECOMMUNICATIONS COMMAND
4401 MASSACHUSETTS AVENUE, N.W.
WASHINGTON, D.C. 20394-5460

15 September 1986

LETTER OF PROMULGATION

1. NTP 13(B), FLAGS, PENNANTS AND CUSTOMS, was developed under the direction of the Commander, Naval Telecommunications Command, and is promulgated for use by the U.S. Navy and Coast Guard.
2. NTP 13(B) is an unclassified, non-registered publication.
3. NTP 13(B) is EFFECTIVE UPON RECEIPT and supersedes NTP 13(A).
4. Permission is granted to copy or make extracts from this publication without the consent of the Commander, Naval Telecommunications Command.
5. This publication, or extracts thereof, may be carried in aircraft for use therein.
6. Correspondence concerning this publication should be addressed via the normal military chain of command to the Commander, Naval Telecommunications Command (32), 4401 Massachusetts Avenue, N.W., Washington, D.C. 20394-5460.
7. This publication has been reviewed and approved in accordance with SECNAV Instruction 5600.16.



A. F. CAMPBELL
Rear Admiral, U.S. Navy
Commander, Naval Telecommunications Command

ORIGINAL

RECORD OF CHANGES AND CORRECTIONS

Enter Change or Correction in Appropriate Column

| Identification of Change or Correction; Reg. No. (if any) and date of same | | Date Entered | By whom entered (Signature; rank, grade or rate; name of command) |
|--|------------|--------------|---|
| Change | Correction | | |
| | | | |
| | | | |
| | | | |
| | | | |
| | | | |
| | | | |
| | | | |
| | | | |
| | | | |
| | | | |
| | | | |
| | | | |
| | | | |
| | | | |
| | | | |
| | | | |
| | | | |
| | | | |
| | | | |
| | | | |
| | | | |
| | | | |
| | | | |
| | | | |
| | | | |
| | | | |

RECORD OF CHANGES AND CORRECTIONS

Enter Change or Correction in Appropriate Column

| Identification of Change or Correction; Reg. No. (if any) and date of same | | Date Entered | By whom entered (Signature; rank, grade or rate; name of command) |
|--|------------|--------------|---|
| Change | Correction | | |
| | | | |
| | | | |
| | | | |
| | | | |
| | | | |
| | | | |
| | | | |
| | | | |
| | | | |
| | | | |
| | | | |
| | | | |
| | | | |
| | | | |
| | | | |
| | | | |
| | | | |
| | | | |
| | | | |
| | | | |
| | | | |

FLAGS, PENNANTS AND CUSTOMS

TABLE OF CONTENTS

| <u>Paragraph</u> | <u>Subject</u> | <u>Page</u> |
|---|--|-------------|
| <u>CHAPTER 1</u> | | |
| <u>GENERAL</u> | | |
| 101. | Scope..... | 1-1 |
| 102. | Definitions..... | 1-1 |
| 103. | Color Symbolism..... | 1-2 |
| 104. | Fringe..... | 1-2 |
| 105. | Cord and Tassels..... | 1-2 |
| 106. | Folding the National Ensign..... | 1-2 |
| 107. | Repair and Destruction of the National Ensign..... | 1-2 |
| <u>CHAPTER 2</u> | | |
| <u>THE NATIONAL FLAG</u> | | |
| 201. | General Rules and Illustrations for Displaying..... | 2-1 |
| 202. | In a Procession..... | 2-1 |
| 203. | With Two or More Nations..... | 2-1 |
| 204. | In a Group..... | 2-1 |
| 205. | From Crossed Staffs..... | 2-1 |
| 206. | During Church Services..... | 2-2 |
| 207. | At the United Nations Headquarters..... | 2-2 |
| 208. | From a Window Sill, Balcony, or Front of a Building..... | 2-2 |
| 209. | Other Than From a Staff..... | 2-2 |
| 210. | States, Cities, Localities or Societies..... | 2-2 |
| 211. | In a Church or on the Speaker's Platform..... | 2-3 |
| 212. | Behind a Speaker..... | 2-3 |
| 213. | Unveiling..... | 2-3 |
| 214. | Covering a Casket..... | 2-3 |
| 215. | Half-Mast..... | 2-3 |
| 216. | Saluting the Flag..... | 2-4 |
| 217. | With the National Anthem..... | 2-4 |
| 218. | Pledge of Allegiance..... | 2-4 |
| 219. | National and Navy Customs..... | 2-4 |
| 220. | Draping the National Flag in Mourning..... | 2-4 |
| <u>CHAPTER 3</u> | | |
| <u>HOISTING, LOWERING, HALF-MASTING, AND DIPPING</u> | | |
| <u>THE NATIONAL ENSIGN AND UNION JACK</u> | | |
| 301. | Hoisting and Lowering..... | 3-1 |
| 302. | Following Motions of the Senior Officer Present..... | 3-1 |
| 303. | Half Mastng..... | 3-1 |
| 304. | Ordering Half-Mast or Holiday Color Display..... | 3-1 |
| 305. | Dipping the National Ensign..... | 3-1 |
| 306. | Dipping to a Yacht Ensign..... | 3-2 |
| 307. | Naval Forces Ashore..... | 3-2 |
| <u>CHAPTER 4</u> | | |
| <u>NATIONAL ANNIVERSARIES AND AUTHORIZED HOLIDAYS</u> | | |
| 401. | National Anniversaries and Authorized Holidays..... | 4-1 |

CHAPTER 5

AFLOAT DISPLAY OF THE NATIONAL ENSIGN AND UNION JACK

| | | |
|------|---|-----|
| 501. | General..... | 5-1 |
| 502. | Vessels Not Underway..... | 5-1 |
| 503. | Vessels Underway..... | 5-1 |
| 504. | Display of the National Ensign and Union Jack in Boats..... | 5-1 |
| 505. | Size of National Ensign and Union Jack for Shipboard Use..... | 5-2 |

CHAPTER 6

AFLOAT DISPLAY OF THE NATIONAL ENSIGN DURING CEREMONIAL OCCASIONS

| | | |
|------|--|-----|
| 601. | General..... | 6-1 |
| 602. | Display of the U.S. National Ensign During Dress and Full-Dress Ship..... | 6-1 |
| 603. | Display of Foreign National Ensign During Dress or Full-Dress Ship..... | 6-1 |
| 604. | Display of the U.S. National Ensign During Gun Salute to the U.S. or to a U.S. Civil Official..... | 6-1 |
| 605. | Display of Foreign National Ensign During Gun Salute to Foreign Nation or Dignitary..... | 6-1 |
| 606. | Invitation to Participate..... | 6-2 |
| 607. | Passing Washington's Tomb..... | 6-2 |

CHAPTER 7

DRESS AND FULL-DRESS SHIP

| | | |
|------|--|-----|
| 701. | Purpose..... | 7-1 |
| 702. | Applicability..... | 7-1 |
| 703. | Authority to Modify or Exempt..... | 7-1 |
| 704. | Rainbow Colors..... | 7-1 |
| 705. | Sequence of Signal Flags and Pennants..... | 7-1 |
| 706. | Equipment..... | 7-2 |

CHAPTER 8

DISPLAY OF THE NATIONAL ENSIGN AT U.S. NAVAL SHORE ACTIVITIES

| | | |
|------|--|-----|
| 801. | General..... | 8-1 |
| 802. | Topping Ornament..... | 8-1 |
| 803. | Flag Size for Shore Activities..... | 8-2 |
| 804. | Practices Related to the National Ensign Ashore..... | 8-2 |

CHAPTER 9

SHIPBOARD DISPLAY OF PERSONAL FLAGS, COMMAND PENNANTS AND ABSENTEE PENNANTS

| | | |
|------|---|-----|
| 901. | Distinctive Mark..... | 9-1 |
| 902. | Display of Personal Flags and Command Pennants..... | 9-1 |
| 903. | Restrictions..... | 9-1 |
| 904. | Broad and Burgee Command Pennants..... | 9-2 |
| 905. | Size to be Flown..... | 9-2 |
| 906. | Succession to Command..... | 9-2 |
| 907. | Miscellaneous Personal Flags/Pennants..... | 9-3 |
| 908. | Use of Absentee and Speed Pennants..... | 9-3 |
| 909. | Intention to Depart Officially..... | 9-4 |
| 910. | Display of Two Personal Flags Simultaneously..... | 9-4 |

911. Personal Flag Display When the National Ensign is at a Masthead.....9-4

912. Half-Masting and Preservation of Personal Flags, Command Pennants and Commission Pennants.....9-5

913. Preservation of Personal Flags.....9-5

CHAPTER 10

DISPLAY OF PERSONAL FLAG AND PENNANTS IN BOATS OF THE NAVAL SERVICE

1001. In the Bow.....10-1

1002. Miniatures.....10-1

1003. Staff Ornaments.....10-1

1004. Boat Hails and Coxswain Replies When Officer or Official Embarked.....10-1

1005. Bow Insignia.....10-2

CHAPTER 11

FLAGSTAFF TOPPING ORNAMENTS

1101. Boat Display.....11-1

1102. Locations Other Than in Boats.....11-1

1103. U.S. Navy Flag and Battalion Colors.....11-1

1104. Guidon.....11-1

1105. Automobiles.....11-2

1106. Sketches of Flagstaff Ornaments.....11-2

CHAPTER 12

ANNOUNCING ARRIVALS/DEPARTURES AND USE OF TONES

1201. Announcing Arrivals/Departures and Use of Tones.....12-1

CHAPTER 13

PRECEDENCE OF ANNOUNCING HONORS ONBOARD SHIP

1301. Precedence of Shipboard Means of Announcing.....13-1

1302. "Passing Honors" and "Close Aboard".....13-1

1303. Sequence in Rendering Passing Honors.....13-1

1304. Dispensing With Passing Honors.....13-1

1305. Calling Attention to Colors Ceremony.....13-2

CHAPTER 14

DISPLAY OF PERSONAL FLAGS AND PENNANTS ON VEHICLES AND AIRCRAFT

1401. Display of Personal Flags on Vehicles.....14-1

1402. Display of Personal Flags on Aircraft.....14-1

CHAPTER 15

DISPLAY OF PERSONAL FLAG AND COMMAND PENNANTS ASHORE

1501. General.....15-1

1502. Official Visits of Foreign Official or Military Officer.....15-1

1503. Flagpole Configurations.....15-1

1504. Size to be Flown.....15-2

CHAPTER 16

AWARD FLAGS AND PENNANTS

| | | |
|-------|--|------|
| 1601. | Rules for Display Afloat..... | 16-1 |
| 1602. | Rules for Display Ashore..... | 16-1 |
| 1603. | Presidential Unit Citation Pennant..... | 16-1 |
| 1604. | Navy Unit Commendation Pennant..... | 16-1 |
| 1605. | Meritorious Unit Commendation Pennant..... | 16-1 |
| 1606. | Environmental Protection Award Flag..... | 16-2 |
| 1607. | Energy Conservation Award Flag..... | 16-2 |
| 1608. | Battle Efficency Pennant..... | 16-2 |
| 1609. | Homeward Bound Pennant..... | 16-2 |

CHAPTER 17

MISCELLANEOUS FLAGS, PENNANTS, CUSTOMS, AND PRACTICES

| | | |
|-------|---|-------|
| 1701. | Church and Jewish Worship Pennants..... | 17-1 |
| 1702. | Senior Officer Present Afloat Pennant..... | 17-1 |
| 1703. | Use of "Prep" for Colors Ceremony and Sunrise..... | 17-2 |
| 1704. | U.S. Storm Warning Signals..... | 17-2 |
| 1705. | Commission Pennant..... | 17-2 |
| 1706. | Merchant Marine House Flags..... | 17-3 |
| 1707. | Flag of Truce..... | 17-3 |
| 1708. | First Navy Jack..... | 17-3 |
| 1709. | POW/MIA Flag..... | 17-3 |
| 1710. | Flag of the United States Navy..... | 17-4 |
| 1711. | U.S. Navy Infantry Battalion Flag..... | 17-5 |
| 1712. | U.S. Navy Guidon..... | 17-5 |
| 1713. | Bureau and Systems Command Flags..... | 17-6 |
| 1714. | U.S. Naval Academy Flag..... | 17-6 |
| 1715. | Naval Reserve Yacht Pennant..... | 17-6 |
| 1716. | Naval Reserve Yacht Owner's Distinguishing Pennant..... | 17-7 |
| 1717. | Merchant Marine Naval Reserve Flag..... | 17-7 |
| 1718. | Making Up a Flag for "Breaking"..... | 17-7 |
| 1719. | Ships Passing USS Arizona Memorial..... | 17-8 |
| 1720. | Ceremonial Bunting..... | 17-8 |
| 1721. | Red Cross Flag (Geneva Convention Flag)..... | 17-9 |
| 1722. | Identification of Medical Transports..... | 17-9 |
| 1723. | Cord and Tassels..... | 17-10 |
| 1724. | Military Order of Precedence..... | 17-11 |
| 1725. | Quick - Look Table for Display or Flags/Pennants..... | 17-12 |

CHAPTER 18

PERSONAL FLAGS OF CIVIL OFFICIALS AND MILITARY OFFICERS

| | | |
|-------|---|------|
| 1801. | Personal Flag of the President of the United States..... | 18-1 |
| 1802. | Personal Flag of the Vice President of the United States..... | 18-1 |
| 1803. | Personal Flag of the Secretary of Defense..... | 18-1 |
| 1804. | Personal Flag of the Deputy Secretary of Defense..... | 18-1 |
| 1805. | Personal Flag of the Assistant Secretaries of Defense..... | 18-2 |
| 1806. | Personal Flag of the Secretary of the Navy..... | 18-2 |
| 1807. | Personal Flag of the Under Secretary of the Navy..... | 18-2 |
| 1808. | Personal Flag of the Assistant Secretaries of the Navy..... | 18-2 |
| 1809. | Personal Flag of the Chairman of the Joint Chiefs of Staff..... | 18-2 |
| 1810. | Personal Flag of the Chief of Naval Operations..... | 18-2 |
| 1811. | Personal Flag of the Vice Chief of Naval Operations..... | 18-3 |
| 1812. | Personal Flag of a Fleet Admiral of the U.S. Navy..... | 18-3 |
| 1813. | Personal Flag of an Admiral of the U.S. Navy..... | 18-3 |
| 1814. | Personal Flag of a Vice Admiral of the U.S. Navy..... | 18-3 |

1815. Personal Flag of a Rear Admiral of the U.S. Navy.....18-3
 1816. Personal Flag of a Rear Admiral (Lower Half) of the Navy.....18-3
 1817. Personal Flag of a Flag Officer Not Eligible for Command at Sea....18-4
 1818. Cord, Tassels and Fringe.....18-4
 1819. Broad and Burgee Command Pennants.....18-4

ANNEX A

FLAG CODE FOR THE NATIONAL FLAG OF THE UNITED STATES OF AMERICA

1. Resolved by the Senate and House of Representatives of the
 United States of America on Congress Assembled.....A-1

ANNEX B

THE UNITED NATIONS FLAG

1. Display of the United Nations Flag.....B-1
 2. Personal Flags of the United Nations or
 Treaty Organization Officials.....B-1
 3. United Nations Flag Code.....B-1
 4. The United Nations Flag Code as Amended
 on November 11, 1952.....B-1
 5. The United Nations Flag Regulations as
 Amended on 1 January 1967.....B-3

ANNEX C

DISPLAY OF THE NATIONAL FLAG AT HALF-MAST

Display of the National Flag at Half-Mast.....C-1

ANNEX D

SIGNAL FLAGS AND PENNANTS

Illustrations and Dimensions.....D-1

ANNEX E

ILLUSTRATIONS OF DISPLAYS ENSIGNS, PERSONAL FLAGS AND COMMISSION PENNANTS

Illustrations of Displays Ensigns, Personal Flags
 and Commission Pennants.....E-1

CHAPTER 1

GENERAL

101. SCOPE

a. NTP 13(B), FLAGS, PENNANTS, AND CUSTOMS, supports and amplifies U.S. Navy Regulations and incorporates information from public laws, executive orders and other directives. NTP 13(B) contains information and instructions regarding the description, dimension and display of flags and pennants, bow insignia, flagstaff ornaments and other related material. The MARINE CORPS FLAG MANUAL (MCO P10520.3), amplifies material contained in this publication for U.S. Marine Corps use.

b. Inquiries concerning display of flags and pennants under unusual or peculiar circumstances may be made to the following activities:

(1) Naval Telecommunications Command (Code N31) - phone AUTOVON 292-0528/9 Commercial 202-282-0528/9

(2) Advanced Signal School - AUTOVON 564-3842

(3) U.S. Navy Protocol Office - Commercial 202-695-5334

102. DEFINITIONS

a. Many countries have variations to their national flag that have been authorized for their specific use. National flags most generally encountered and of particular interest to the Navy are those designated to be flown by men-of-war and merchant ships. While the terms used below are not universally used by all countries, most are generally accepted and understood:

(1) National Flag - The flag flown to represent a national government.

(2) Ensign - The flag designated by a country to be flown by it's men-of-war.

(3) Merchant Ensign - The flag designated by a country to be flown by it's merchant ships.

(4) Fly - Length of the flag.

(5) Hoist - Width of the flag.

(6) Union - That rectangular blue portion of the U.S. national flag containing the stars. This portion is also called the Union Jack.

b. The national and organizational (regimental/battalion) flags carried by dismounted organizations are called the "national color" and the "organizational color". The singular word "color" implies the national color, while the plural word "colors" implies the national color and organizational color.

c. The national and organizational flags carried by mounted or motorized units are called the "national standard" and the "regimental/battalion standard". The singular word "standard" implies the national standard, and the plural word "standards" implies both the national and organizational standards.

d. The words "flags", "ensign", "color", and "standard" preceded by the word "national" are used interchangeably and all mean the emblem to represent the national government.

e. Colors may be carried in any formation in which two or more companies participate, and by escorts when ordered.

ORIGINAL

f. No more than one national color will be carried by a regiment, or any part thereof, when assembled as a unit.

g. Each landing party battalion is equipped with a national color and an organizational color. When participating independently in operations, ceremonies, or street parades ashore, each battalion will carry it's own colors. When two or more such battalions are formed as a regiment, only one national color and one organizational color will be carried.

103. COLOR SYMBOLISM

The traditional meaning of the colors in the flag of the United States of America are red (courage), white (liberty), and blue (loyalty).

104. FRINGE

The Navy's policy regarding fringe on the national ensign is as follows:

a. Fringe will not be attached to the national ensign when displayed out-of-doors.

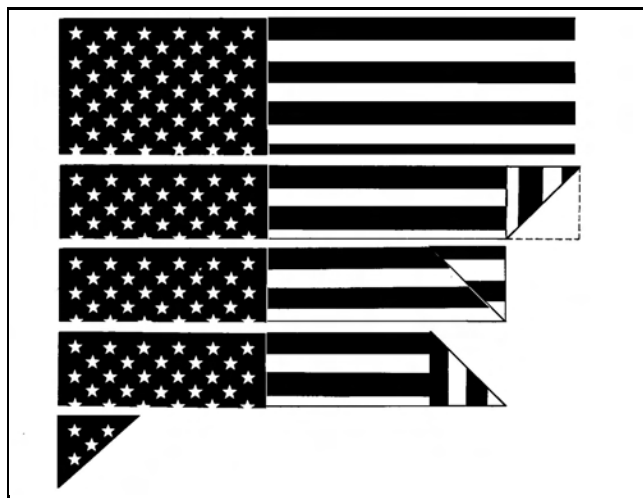
b. Fringe shall not be removed from any flag of historical nature or value.

105. CORD AND TASSELS

a. Only red, white, and blue cord and tassels may be attached to the flagstaff of the national ensign (see Chapter 17).

106. FOLDING THE NATIONAL ENSIGN

As shown in Figure 1-1, the national ensign is folded lengthwise so that the crease parallels the red and white stripes. It is again folded in half lengthwise so that the new crease parallels the stripes as before and the blue field is kept on the outside. The fly end (the end away from the blue field) is folded up to the top so that the single edge lays perpendicularly across the stripes. By repeatedly folding the triangle, the flag is folded into the shape of a cocked hat.



107. REPAIR AND DESTRUCTION OF THE NATIONAL ENSIGN

a. Minor repairs may be made to the national ensign as required to maintain it's fitness as an emblem. A soiled ensign should be cleaned by dry cleaning or washing, dependent upon the type of material from which it is made.

b. When the national ensign is in such condition that it is no longer an acceptable emblem for display, it shall not be cast aside nor used in any way that might be viewed as disrespectful. If it is not preserved, it will be destroyed as a whole, in private, preferably by burning, but in any case by some method lacking any suggestion of irreverance or disrespect to it as the national emblem. This destruction should be complete to the extent that no part remaining is recognizable as once having been a part of the national emblem.

ORIGINAL

CHAPTER 2

THE NATIONAL FLAG

201. GENERAL RULES AND ILLUSTRATIONS FOR DISPLAYING

a. This chapter is a paraphrased version of Public Law 623 approved June 22, 1942 as amended by Public Laws 829 - 77th Congress and 107 - 83rd Congress.

b. Annex A contains the Public Law applicable to the proper display and use of the flag of the United States of America.

202. IN A PROCESSION

The national flag, when carried in a procession with another flag or flags, shall be on the marching right; i.e., the flag's own right; or if there is a line of other flags, in front of the center of that line. The national flag shall not be displayed on a float in a parade, except from a staff, or if suspended, its folds shall fall free.





203. WITH TWO OR MORE NATIONS

When flags of two or more nations are displayed, they shall be flown from separate staffs of the same height and shall be approximately equal in size. International usage forbids the display of the flag of one nation above that of another in time of peace.

204. IN A GROUP

The national flag shall be at the center and at the highest point of a group when a number of flags or pennants of states, localities or societies are grouped and displayed from staffs.




205. FROM CROSSED STAFFS

The national flag, when displayed with another flag against a wall from crossed staffs, shall be on the right, the flag's own right, and its staff shall be in front of the staff of the other flags.

ORIGINAL

206. DURING CHURCH SERVICES

No other flags or pennants shall be placed above or, if on the same level, to the right of the national flag. The only exception to this rule is during church services conducted by naval chaplains at sea for personnel of the Navy, when the church or Jewish worship pennant may be flown above the national flag. The term "at sea" is interpreted to mean on board a ship of the U.S. Navy.



207. AT THE UNITED NATIONS HEADQUARTERS

Nothing in this section shall be construed to make unlawful the practice of displaying the flag of the United States in a position of superior prominence or honor, and other national flags in a position of equal prominence with the U.S. national flag at the headquarters of the United Nations.

208. FROM A WINDOW SILL, BALCONY OR FRONT OF A BUILDING

When the national flag is displayed from a staff projecting horizontally or at an angle from a window sill, balcony, or front of a building, the union of the flag shall be placed at the peak of the staff unless the flag is at half-mast. When the national flag is suspended over a sidewalk from a rope extending from a house to a pole at the edge of the sidewalk, the flag shall be hoisted out, union first, from the building.



209. OTHER THAN FROM A STAFF

When the national flag is displayed other than from a staff, it shall be displayed flat, whether indoors or out, and so suspended that its folds fall free as though the flag were staffed. When the national flag is displayed over the middle of the street, it shall be suspended vertically with the union to the north on an east-west street or to the east on a north-south street.

ORIGINAL


210. STATES, CITIES, LOCALITIES OR SOCIETIES

When flags or pennants of states, cities, localities or societies are flown on the same halyard with the national flag, the latter shall always be in the position of superior honor. When flags are flown on adjacent staffs, the national flag shall be hoisted first and lowered last. None of these flags or pennants will be placed above or to the right of the national flag.




211. IN A CHURCH OR ON THE SPEAKER'S PLATFORM

When the national flag is displayed from a staff in a church or public auditorium, it shall occupy the position of superior prominence, in advance of the audience, and in the position of honor at the clergyman's or speaker's right as he faces the audience. Any other flag so displayed shall be placed on the left of the clergyman or speaker, to the right of the audience.



212. BEHIND A SPEAKER

When used on a speaker's platform, the national flag, if displayed flat, shall be displayed above and behind the speaker.



213. UNVEILING

The national flag shall form a distinctive feature of the ceremony of unveiling a statue or monument, but it will never be used as the covering for the statue or monument.



ORIGINAL

214. COVERING A CASKET

When the national flag is used to cover a casket, it shall be so placed that the union is at the head and over the left shoulder. The flag will not be lowered into the grave or allowed to touch the ground.




215. HALF-MAST

The national flag, if flown at half-mast, shall first be hoisted to the peak. On the last note of the "National Anthem", or "To the Color", it is then lowered smartly to that position. Before lowering from the half-mast position, it is hoisted smartly to the peak on the first note of the music and then ceremoniously lowered.



216. SALUTING THE FLAG

During the ceremony of hoisting or lowering the national flag or when the flag is passing in a parade, all persons present shall face the flag, stand at attention and salute. Those in uniform shall render the military salute. Other men shall remove the headdress, holding it at the left shoulder with the right hand over the heart. Men without hats and women should salute by placing the right hand over the heart. Salutes to the flag in a moving column are rendered at the moment the flag passes.




217. WITH THE NATIONAL ANTHEM

When the national anthem is played and the national flag is displayed all shall salute as specified in paragraph 216. holding the salute through the last note of the national anthem. When the national anthem is played and the national flag is not displayed, all shall face the music and salute as specified in paragraph 216. holding the salute through the last note of the national anthem. The same mark of respect, as specified above, prescribed for the national anthem of the United States, shall be shown during the playing of a foreign national anthem.

ORIGINAL

218. PLEDGE OF ALLEGIANCE

Naval personnel in uniform but uncovered or in civilian clothes shall render the pledge of allegiance to the flag by facing the flag and standing at attention with the right hand over the heart. Personnel in uniform and covered shall render the military salute. The pledge of allegiance is as follows: "I pledge allegiance to the flag of the United States of America and to the Republic for which it stands, one nation under God, indivisible, with liberty and justice for all."



219. NATIONAL AND NAVY CUSTOMS

It is the national custom to display the national flag from sunrise until sunset on buildings and on stationary flag staffs in the open, but it should not be displayed on days when the weather is inclement. However, Navy custom prescribes that the national flag be displayed from 0800 until sunset, regardless of weather conditions.

220. DRAPING THE NATIONAL FLAG IN MOURNING

When authorized by the President, the national flag shall be draped in mourning in the following manner: A black streamer, the length of which should be approximately one and a half times the fly dimension of the flag to be draped, is tied at its center around the ferule just below the battle-ax leaving two 6 inch loops or bows near the knot. The width of the streamer should be proportional to the size of the flag to be draped, up to a maximum of 12 inches. The loose ends of the streamer are allowed to fall free.

ORIGINAL

CHAPTER 3

**HOISTING, LOWERING, HALF-MASTING, AND DIPPING
THE NATIONAL ENSIGN AND UNION JACK**

301. HOISTING AND LOWERING

a. The national ensign is never "broken", but always hoisted briskly and smartly, and lowered ceremoniously. The only exception to this practice is when the national ensign is hauled down briskly and smartly from the gaff as a ship shifts colors to the flagstaff when anchoring or mooring between the hours of 0800 and sunset.

b. Onboard ships and craft of the Navy, the union jack at the jackstaff shall be hoisted, lowered, and half-masted with the national ensign at the flagstaff.

302. FOLLOWING MOTIONS OF THE SENIOR OFFICER PRESENT

a. Onboard ship or at a command ashore, upon all occasions of hoisting, lowering, or half-masting the national ensign, the motions of the senior officer present shall be followed, except as prescribed for answering a dip or firing a gun salute.

b. A ship displaying the flag of the President, Secretary of Defense, Deputy Secretary of Defense, Assistant Secretary of Defense, Secretary of the Navy, Under Secretary of the Navy, or Assistant Secretary of the Navy shall be regarded as the ship of the senior officer present within the meaning of this article.

303. HALF-MASTING

a. When half-masting the national ensign and union jack they shall, if not already hoisted, first be hoisted to the peak then lowered to the half-mast position. Before lowering from the half-mast position, they shall be hoisted to the peak, then lowered.

b. When the President directs the national ensign to be flown at half-mast at military installations and on Navy ships, it shall be flown at half-mast whether or not the ensign of another nation is flown close-up alongside the U.S. national ensign.

c. When the national ensign is flown at half-mast in ships or craft of the Navy, the church or Jewish worship pennants, if flown, shall be hoisted just above the national ensign.

304. ORDERING HALF-MAST OR HOLIDAY COLOR DISPLAY

If holiday colors are to be displayed on days other than sundays and holidays, or if colors are to be displayed at half-mast on days other than Memorial Day, the senior officer present shall, at 0745, hoist the appropriate signal. If such signal is hoisted after 0800, colors shall be shifted or half-masted when the signal is hauled down. If half-masting is ordered during periods of dress or full-dress ship, only the national ensign at the flagstaff will be half-masted.

305. DIPPING THE NATIONAL ENSIGN

a. When any ship, under U.S. registry or the registry of a nation formally recognized by the U.S., salutes a ship of the Navy by dipping it's ensign, it shall be answered dip for dip. If not already displayed, the national ensign shall be hoisted for the purpose of answering the dip and, after a suitable interval, hauled down. If displayed at half-mast, the national ensign shall first be hoisted to the peak before answering the dip, then returned to half-mast after

ORIGINAL

a suitable interval.

b. In accordance with the State Department (Protocol) listing of 6/86, the following governments are not formally recognized by the United States and are not entitled to the answering of a dip:

ALBANIA, ANGOLA, KAMPUCHEA (formally Cambodia), CUBA, IRAN, NORTH KOREA (Democratic Peoples Republic of), LIBYA, MONGOLIA, VIETNAM (Social Republic of), and SOUTH YEMAN (Peoples Democratic Republic of)

c. No ship of the Navy shall dip the national ensign unless in return for such compliment. U.S. Naval Ships (USNS) of the Military Sealift Command do not dip the national ensign to Navy ships since they are public ships of the U.S.

306. DIPPING TO A YACHT ENSIGN

a. The yacht ensign was authorized by Congressional Law in 1848 and the design was approved by the Secretary of the Navy the following year. Yachts meeting certain legal criteria are empowered to fly this ensign, and customarily fly it in lieu of the national ensign.

b. The flag prescribed by the Secretary of the Navy under the authority of this act and which continues to be the recognized U.S. Yacht Ensign, is the U.S. National Ensign whose union portion has been modified to contain a white fouled anchor, encircled by thirteen white stars in lieu of a star for every state.

c. On March 2, 1939, the Secretary of the Navy approved the following ruling of the Judge Advocate General of the Navy:

d. "...that a ship of the Navy should return a dip made by a yacht flying the yacht ensign and that the yacht ensign may properly be made the object of a hand salute to be rendered on boarding or leaving a yacht.

307. NAVAL FORCES ASHORE

Of the colors carried by a Naval force on shore, only the U.S. Navy Flag and the Battalion Colors shall be dipped in rendering or acknowledging a salute.

ORIGINAL

CHAPTER 4

NATIONAL ANNIVERSARIES AND AUTHORIZED HOLIDAYS

401. The following days require display of the holiday size national ensign (holiday colors). Some days also require other ceremonies as explained in notes 1 through 4.

| | |
|---|---------------------------------|
| New Year's Day | 1 January |
| Martin Luther King Jr.'s Birthday | 3rd Monday in January |
| Inauguration Day | 20 January (every 4th year) |
| Lincoln's Birthday | 12 February |
| Washington's Birthday (Note 1) | 3rd Monday in February |
| Easter Sunday | Variable |
| Mother's Day | 2nd Sunday in May |
| Armed Forces Day | 3rd Saturday in May |
| National Maritime Day | 22 May |
| Memorial Day (Note 2) | Last Monday in May |
| Flag Day | 14 June |
| Independence Day (Note 3) | 4 July |
| Labor Day | 1st Monday in September |
| Constitution Day | 17 September |
| National POW/MIA Day | 3rd Friday in September |
| Columbus Day | 2nd Monday in October |
| Navy's Birthday (Full dress as directed) | 13 October |
| Navy Day | 27 October |
| Veteran's Day | 11 November |
| Thanksgiving | 4th Thursday in November |
| Christmas Day | 25 December |
| State Birthday's (Note 4) | Date of Admission into Union |

All Sundays and such other days as may be directed by the President of the United States.

NOTE 1: Every Commissioned Ship in the Navy, not underway, full-dress ship. At 1200, designated ship(s) and station(s) equipped with saluting battery fire a national salute of 21 guns. (Ships of the Military Sealift Command may dress in lieu of full dress ship).

ORIGINAL

NTP 13(B)

NOTE 2: Every Commissioned Ship in the Navy, not underway, dress ship. Each saluting ship and each Naval Station equipped with a saluting battery, fire at noon a salute of 21 minute-guns. All ships and Naval Stations display the national ensign at half-mast from 0800 until completion of the salute, or until 1220 if no salute is fired or heard.

NOTE 3: Same ceremony as describe in Note 1. If, however, the 4th of July occurs on a Sunday, ceremonial events, including full-dress ship will be postponed until the following day.

NOTE 4: Holiday ensign displayed by ships/stations within state boundary. Dates of admission into Union are as follows:

| | | |
|-----------------|------|-------------------|
| Alabama | (22) | December 14, 1819 |
| Alaska | (49) | January 3, 1959 |
| Arizona | (48) | February 14, 1912 |
| Arkansas | (25) | June 15, 1836 |
| California (31) | | September 9, 1850 |
| Colorado | (38) | August 1, 1876 |
| Connecticut | (5) | January 9, 1788 |
| Delaware | (1) | December 7, 1787 |
| Florida | (27) | March 3, 1845 |
| Georgia | (4) | January 2, 1788 |
| Hawaii | (50) | August 21, 1959 |
| Idaho | (43) | July 3, 1890 |
| Illinois | (21) | December 3, 1818 |
| Indiana | (19) | December 11, 1816 |
| Iowa | (29) | December 28, 1846 |
| Kansas | (34) | January 29, 1861 |
| Kentucky | (15) | June 1, 1792 |
| Louisiana | (18) | April 30, 1812 |
| Maine | (23) | March 15, 1820 |
| Maryland | (7) | April 28, 1788 |
| Massachusetts | (6) | February 6, 1788 |
| Michigan | (26) | January 26, 1837 |
| Minnesota | (32) | May 11, 1858 |
| Nebraska | (37) | March 1, 1867 |
| Mississippi | (20) | December 10, 1817 |

ORIGINAL

NTP 13(B)

| | | |
|----------------|------|-------------------|
| Missouri | (24) | August 10, 1821 |
| Montana | (41) | November 8, 1889 |
| Nevada | (36) | October 31, 1864 |
| New Hampshire | (9) | June 21, 1788 |
| New Jersey | (3) | December 18, 1787 |
| New Mexico | (47) | January 6, 1912 |
| New York | (11) | July 26, 1788 |
| North Carolina | (12) | November 21, 1789 |
| North Dakota | (39) | November 2, 1889 |
| Ohio | (17) | March 1, 1803 |
| Oklahoma | (6) | November 16, 1907 |
| Oregon | (33) | February 14, 1859 |
| Pennsylvania | (2) | December 12, 1787 |
| Rhode Island | (13) | May 29, 1790 |
| South Carolina | (8) | May 23, 1788 |
| South Dakota | (40) | November 2, 1889 |
| Tennessee | (6) | June 1, 1796 |
| Texas | (2) | December 29, 1845 |
| Utah | (45) | January 4, 1896 |
| Vermont | (4) | March 4, 1788 |
| Virginia | (10) | June 25, 1788 |
| Washington | (42) | November 11, 1889 |
| West Virginia | (35) | June 20, 1863 |
| Wisconsin | (30) | May 29, 1848 |
| Wyoming | (44) | July 10, 1890 |

ORIGINAL

CHAPTER 5

AFLOAT DISPLAY OF THE NATIONAL ENSIGN AND UNION JACK

501. GENERAL

This chapter covers the display of the national ensign and union jack in vessels and boats of the Naval service.

502. VESSEL NOT UNDERWAY

a. When not underway, the national ensign and union jack shall be displayed from 0800 until sunset from the flagstaff and jackstaff, respectively.

b. In the case of a mastless ship, the ensign shall be displayed from the loftiest hoist available.

c. A ship which enters port at night shall, when appropriate, display the national ensign from the gaff at daylight for a time sufficient to establish her nationality. It is customary for other ships of war to display their national ensign in return.

d. A daily size union jack shall be displayed at a signal yardarm to denote a general court-martial or court of inquiry in session.

e. In accordance with SECNAVINST 10520.4, the oldest ship in active status, as identified by the Chief of Naval Operations, shall display the first Navy Jack in lieu of the union jack at the jackstaff.

503. VESSEL UNDERWAY

a. During peacetime, the national ensign shall be displayed during daylight hours from the gaff (or from the triatic stay in the case of those ships with mast mounted booms and stays which would interfere with the hoisting, lowering, or flying of the national ensign) under the following circumstances, unless otherwise directed by the senior officer present:

- (1) Getting underway or mooring/anchoring
- (2) Falling in with other ships
- (3) Cruising near land
- (4) When engaged in battle

b. When cruising under wartime conditions, it is customary to fly the national ensign continuously at sea, since battle action may be regarded as always imminent.

c. If a vessel is not equipped with a gaff, the national ensign shall be displayed from the after masthead or, in the case of a single-masted ship, from the mainmast.

d. The Union Jack is not flown underway except as prescribed in paragraph 502.d.

504. DISPLAY OF THE NATIONAL ENSIGN AND UNION JACK IN BOATS

a. The national ensign shall be displayed in boats of the Naval service as follows:

- (1) When underway during daylight hours in a foreign port.

ORIGINAL

- (2) When ships are dressed or full-dressed.
- (3) When going alongside a foreign ship (day or night).
- * (4) When an officer or official is embarked on an official occasion.
- * (5) When a flag officer, a unit commander, a commanding officer, a chief of staff, or a chief staff officer, in uniform, is embarked in a boat of his command or one assigned for his personal use.
- * Staff ornament required (see Chapter 11).

| LENGTH | | | HOLIDAY | | | DAILY | | |
|-------------|------------|---|---------|---------------------------|---------------------------------|-------|--------------------------|---------------------------------|
| SHIP | FLAG STAFF | JACK STAFF | SIZE | ENSIGN DIMENSION | JACK DIMENSION | SIZE | ENSIGN DIMENSION | JACK DIMENSION |
| Less 100' | 10' | Jackstuffs with anchor lights mounted thereon shall be of sufficient height so as to conform to Rules of the Road | 8 | 3' 6" x 6' 7 3/4" | 1' 10 9/16" x 2' 7 5/16" | 10 | 2' 4 7/16" x 4' 6" | (See Note 1) |
| 100' - 150' | 12' | | 8 | 3' 6" x 6' 7 3/4" | 1' 10 9/16" x 2' 7 15/16" | 10 | 2' 4 7/16" x 4' 6" | (See Note 1) |
| 151' - 200' | 15' | | 7 | 5' 0" x 9' 6" | 2' 8 1/4" x 3' 9 5/8" | 8 | 3' 6" x 6' 7 3/4" | 1' 10 9/16" x 2' 7 15/16" |
| 201' - 450' | 17' | | 7 | 5' 0" x 9' 6" | 2' 8 1/4" x 3' 9 5/8" | 8 | 3' 6" x 6' 7 3/4" | 1' 10 9/16" x 2' 7 15/16" |
| 451' - UP | 22' | | 5 | 8' 11 3/8" x 17' 0" | 4' 9 13/16" x 6' 9 5/8" | 7 | 5' 0" x 9' 6" | 2' 8 1/4" x 3' 9 5/8" |
| | | | | | | | | |

b. The only occasion in which a union jack is flown in a boat is when it is being used as a personal flag (see Chapter 10). The union jack is never used as a personal flag aboard ship.

505. SIZE OF NATIONAL ENSIGN AND UNION JACK FOR SHIPBOARD USE

a. The table shown below is used to determine the appropriate size national ensign and union jack used aboard ship. The union jack displayed from the jackstaff shall be the same size as the union portion of the national ensign displayed from the flagstaff (see note 1):

NOTE 1 - No size 10 jacks manufactured so ships should substitute a size 8 jack, or use the field of a size 10 ensign.

b. The national ensign flown while underway (steaming ensign) is normally the size prescribed for daily use. On some ships, however, the mast configuration may necessitate the need to use an ensign one size smaller than the daily size.

ORIGINAL

CHAPTER 6

AFLOAT DISPLAY OF THE NATIONAL ENSIGN
DURING CEREMONIAL OCCASIONS*

601. GENERAL

This chapter contains information on display of the U.S. and foreign national ensigns during ceremonial occasions such as dress and full-dress ship and gun salutes.

602. DISPLAY OF THE U.S. NATIONAL ENSIGN DURING DRESS AND FULL-DRESS SHIP

On occasions of dress and full-dress ship, the largest national ensign in the ships allowance shall be displayed from the flagstaff and, except as prescribed for a ship displaying a personal flag or command pennant (see Annex E), a national ensign shall be displayed at each masthead. The national ensign displayed at the mastheads shall be the size prescribed for daily use, except when, due to substantial difference in height of mastheads, a difference in size of national ensigns is appropriate. Should half-masting or dipping of the national ensign be required on occasions of dress or full-dress, only the ensign at the flagstaff shall be half-masted or dipped.

603. DISPLAY OF FOREIGN NATIONAL ENSIGN DURING DRESS OR FULL-DRESS SHIP

When a ship is dressed or full-dressed in honor of a foreign nation, the ensign of that nation shall replace the United States national ensign at the main, or at the masthead in the case of a single-masted ship. When a ship is dressed or full-dressed in honor of more than one nation, the ensign of each nation shall be displayed at the main, or at the masthead in the case of a single-masted ship.

604. DISPLAY OF THE U.S. NATIONAL ENSIGN DURING GUN SALUTE TO THE U.S. OR TO A U.S. CIVIL OFFICIAL

In addition to the national ensign displayed from the gaff or the flagstaff, a ship shall display a second national ensign at a masthead while firing a salute in honor of a U.S. national anniversary or a U.S. civil official. The location of this second national ensign shall be:

a. At the main during the national salute prescribed for the 3rd Monday in February and the 4th of July.

b. At the main during a 21 gun salute prescribed for the President or a former President of the United States. The ship displaying the personal flag of the President, (or the national ensign for a former President), will not fire a salute.

c. At the fore during a salute to any other U.S. civil official. The ship displaying the personal flag or national ensign of such official will not fire a salute.

*Applicable to ships underway. Ships not underway will be full-dressed on these days.

605. DISPLAY OF FOREIGN NATIONAL ENSIGN DURING GUN SALUTE TO FOREIGN NATION OR DIGNITARY

a. A ship of the U.S. Navy shall display a foreign national ensign at the mainmast:

(1) While firing a salute to such nation on entering port.

ORIGINAL

(2) While returning a salute fired by a warship of such nation.

(3) While firing a salute on occasion of a national anniversary, celebration, or solemnity of such nation.

(4) While firing a 21-gun salute to a dignitary of such nation.

b. A ship of the U.S. Navy shall display a foreign national ensign at the foremast while firing or returning a salute to an official of such nation entitled to less than 21 guns.

c. While a salute is being fired when two or more foreign ensigns are displayed, the ensign of the nation being honored, or whose dignitary is being honored, shall be displayed alone.

d. If a single-masted ship, underway, is not fitted with a gaff, the foreign national ensign(s) will be displayed to port of the U.S. national ensign at the masthead.

606. INVITATION TO PARTICIPATE

In a foreign port, or in a port in company with a foreign warship, and a national anniversary or solemnity is being observed by foreign port authorities or a foreign warship, a ship of the U.S. Navy shall, upon official invitation, follow the example of the foreign authority or warship in dress or full-dress ship, firing salutes, and half-masting ensigns. Salutes shall not exceed 21 guns unless the senior officer present deems it necessary to fire a greater number in order to properly participate in the ceremony, or to avoid giving offense. On all such occasions, efforts shall be made to conform, insofar as practicable, with the foreign authorities in the time and manner of conducting the ceremonies.

607. PASSING WASHINGTON'S TOMB

A special ceremony calling for half-masting the ensign is required of ships passing Washington's Tomb between sunrise and sunset. A full band and guard are paraded (if aboard), the ship's bell is tolled, and the ensign is half-masted as the ship comes in sight of Mount Vernon, Virginia. When the ship is opposite the tomb, the guard and all persons on deck face the tomb and salute. Upon sounding "Taps", the ensign is raised to the peak, and tolling of the bell ceases on last note of "Taps". The band then plays the national anthem, which is followed by "carry on".

ORIGINAL

CHAPTER 7

DRESS AND FULL-DRESS SHIP

701. PURPOSE

The purpose of dress and full-dress ship is to recognize U.S. and, upon official invitation, foreign national anniversaries or solemnities. Display of the U.S. and foreign national ensigns at the mastheads during periods of dress and full-dress ship is explained in Chapter 6.

702. APPLICABILITY

Ships not underway shall dress or full-dress from 0800 until sunset. Ships underway do not dress or full-dress.

If half-masting of the U.S. national ensign is prescribed during periods of dress or full-dress ship, only the national ensign at the flagstaff will be displayed at half-mast.

Only the national ensign at the flagstaff will be used to answer a dip (see Chapter 3).

Ships operated by the Military Sealift Command (MSC), are not required to be full-dressed, but will dress ship when full-dress is specified, and on all occasions of dress ship.

703. AUTHORITY TO MODIFY OR EXEMPT

The senior officer present may exempt ships undergoing shipyard overhaul and/or repairs from dress or full-dress ship. He may also, when full-dress is prescribed, direct that dress-ship be observed in lieu of full-dress if, in his opinion, weather conditions make such action advisable.

704. RAINBOW COLORS

a. On occasions of full-dress ship, in addition to dressing the mastheads with the U.S. or foreign national ensign(s), a rainbow of signal flags and pennants, arranged in the order prescribed herein, shall be displayed. The rainbow shall reach from the foot of the jackstaff to the mastheads and thence to the foot of the flagstaff. Peculiarly masted or mastless ships shall make a display as little modified from the rainbow effect as is practicable.

b. When full-dressing ships with two "macks" (masts and stacks combined), or ships with superstructures aft, which are considered single-masted, the rainbow of flags and pennants should include the peak of the after "mack" or structures as a point of suspension to prevent fouling, although a national ensign is not flown from this point.

c. Dress-ship lights (also known as "Med or Friendship Lights") will be displayed only as directed by the fleet commander, senior officer present, or other competent authority.

705. SEQUENCE OF SIGNAL FLAGS AND PENNANTS

The sequence of signal flags and pennants for the rainbow display shall be as follows:

ORIGINAL

NTP 13(B)

| | | | |
|----------------|----------------|----------------|----------------|
| (1) Flag 3 | (18) Uniform | (34) Pennant 6 | (50) 4th Sub |
| (2) Flag 4 | (19) Flag 6 | (35) Whiskey | (51) Papa |
| (3) Pennant 1 | (20) Xray | (36) Pennant 0 | (52) Form |
| (4) Sierra | (21) Negat | (37) Flag 1 | (53) Victor |
| (5) 1st Sub | (22) Flag 2 | (38) Oscar | (54) Golf |
| (6) Alfa | (23) Port | (39) 3rd Sub | (55) Starboard |
| (7) Prep | (24) November | (40) Hotel | (56) India |
| (8) Charlie | (25) Pennant 2 | (41) Echo | (57) Foxtrot |
| (9) Mike | (26) Tango | (42) Emerg | (58) Quebec |
| (10) Speed | (27) 2nd Sub | (43) Lima | (59) Pennant 8 |
| (11) Juliett | (28) Bravo | (44) Pennant 7 | (60) Yankee |
| (12) Pennant 5 | (29) Delta | (45) Flag 0 | (61) Desig |
| (13) Romeo | (30) Turn | (46) Int | (62) Flag 7 |
| (14) Pennant 9 | (31) Flag 5 | (47) Div | (63) Pennant 3 |
| (15) Zulu | (32) Station | (48) Pennant 4 | (64) Squad |
| (16) Corpen | (33) Kilo | (49) Flag 9 | (65) Ans |
| (17) Flag 8 | | | |

NOTE:(1) If one set of flags does not complete the rainbow, repeat the sequence starting with Flag 3, Flag 4, etc.

(2) All flags and pennants in the allied flagbag used except Screen, Subdiv, and Group.

706. EQUIPMENT

The NAVSEA drawing number for full-dress ship lines is 53711 804 5184208. Also included in these drawings are related items for flaghoist signaling such as belaying pins, retriever rings, downhaul grab rings, padeyes for securing uphauls, and retriever expansion springs. The drawing number for flagbag fingers is S7002-860019.

ORIGINAL

CHAPTER 8

DISPLAY OF THE NATIONAL ENSIGN AT
U.S. NAVAL SHORE ACTIVITIES

801. GENERAL

a. The national ensign shall be displayed from 0800 until sunset at all U.S. Naval activity headquarters. Additionally:

(1) No other flag or pennant will be displayed above, or, if on the same level, to the right of the U.S. national ensign.

(2) When displayed with foreign national ensigns, the U.S. national ensign shall be displayed to the extreme right and on the same level. International usage forbids display of the flag of one nation above that of another nation in time of peace. The national ensign of other nations shall be displayed right to left after the U.S. national ensign, beginning in alphabetical order of the names of such nations in the english language except that:

(a) When the U.S. Naval activity is located in a foreign country, the national ensign of that country is displayed to the immediate left of the U.S. national ensign without regard to it's alphabetical listing.

(3) In a semi-circle grouping, all flags other than the U.S. national ensign shall be displayed in the english alphabetical order of the countries represented, starting from the left and reading clockwise. The U.S. national ensign is displayed in the middle of the semi-circle.

b. Display of the national ensign from various flagpole configurations is explained herein. The right side of a flagpole is determined by looking from the main entrance of the headquarters building to the pole:

(1) Polemast - Flown from the peak. If peak is equipped with two halyards, flown from right side. Half-mast position is three-fourths of the way to the peak.

(2) Polemast with Crosstree - Flown at peak of pole. When at half-mast, the bottom of union portion shall be even with crosstree. If displayed with foreign ensign(s), the U.S. national ensign shall be displayed from the outermost halyard on right hand crosstree.

(3) Polemast with Gaff - Flown at peak of gaff. Half-mast position is half way between top and bottom of gaff. When displayed with foreign ensign(s), the U.S. national ensign is flown on right hand side of gaff.

(4) Polemast with Crosstree and Gaff - This is commonly called a "yacht club mast". Displayed from the gaff. When displayed with foreign national ensign(s), display U.S. national ensign from outermost halyard on right hand crosstree.

802. TOPPING ORNAMENT

Flagpoles at Naval shore activities shall be topped with a brass ball of appropriate size.

803. FLAG SIZE FOR SHORE ACTIVITIES

The chart shown below may be used in determining the size of the national ensign to be flown. A large size shall be flown on sundays and holidays, and a

ORIGINAL

smaller size flown daily, if such a choice is available. There is no allowance prescribed for shore activities:

| Height of flagpole: | Recommended size: |
|-----------------------|------------------------|
| less than 35 feet: | #8 (3' 6" X 6' 7 3/4") |
| 35-55 feet: | #7 (5' X 9' 6") |
| Greater than 55 feet: | #5 (8' 11 3/8" x 17') |

804. PRACTICES RELATED TO THE NATIONAL ENSIGN ASHORE

- a. The union jack is not displayed ashore.
- b. The Church Pennant and Jewish Worship Pennant is not displayed above the national ensign ashore, but may be displayed separately if desired.
- c. The following sites have been authorized by Congress to fly the national ensign 24 hours a day:

- (1) U.S. Capitol, Washington, D.C.
- (2) White House, Washington, D.C.
- (3) Fort McHenry, Baltimore, Maryland
- (4) Home of Betsy Ross, Philadelphia, Pennsylvania
- (5) U.S. Marine Corps Iwo Jima Memorial, Arlington, Virginia
- (6) Battle Green, Lexington, Massachusetts
- (7) Washington Monument, Washington, D.C.
- (8) Customs Ports of Entry

ORIGINAL

CHAPTER 9

**SHIPBOARD DISPLAY OF PERSONAL FLAGS, COMMAND PENNANTS
AND ABSENTEE PENNANTS**

901. DISTINCTIVE MARK

a. The distinctive mark of a ship or craft in the Navy, in commission, shall be one of the following:

(1) The personal flag of a flag officer eligible for command at sea, or;

(2) The broad command pennant of an officer, other than a flag officer, eligible for command at sea, or;

(3) The burgee command pennant of an officer, other than a flag officer, eligible for command at sea, or;

(4) If none of the above, a commission pennant.

(5) The distinctive mark of a hospital ship of the Navy, in commission, shall be the Red Cross Flag.

b. The manner of display of the distinctive mark shall be:

(1) Not more than one distinctive mark shall be displayed by a ship or craft at one time.

(2) The commission pennant, if displayed, shall be hauled down when the personal flag of a civil official of the United States is displayed.

(3) Except as prescribed in Navy Regulations for certain occasions of ceremony, the distinctive mark shall remain at the after masthead day and night, or, in a mastless ship, from the loftiest and most conspicuous hoist. (Ceremonial occasion may require the shifting of the distinctive mark to another masthead or to the starboard yardarm (see Annex E)).

902. DISPLAY OF PERSONAL FLAGS AND COMMAND PENNANTS

a. Except as otherwise prescribed in Navy Regulations, a flag officer or unit commander afloat shall display his personal flag or command pennant from his flagship. At no time shall he display it from more than one ship.

b. When a flag officer eligible for command at sea is embarked for passage in a ship of the Navy, his personal flag shall be displayed from such ship, unless there is already displayed from such ship the flag of an officer his senior.

c. When a U.S. civil official, in whose honor the display of a personal flag is prescribed during an official visit, is embarked for passage in a ship of the Navy, his personal flag shall be displayed from such ship and the commission pennant, if displayed, shall be hauled down.

903. RESTRICTIONS

a. A personal flag or command pennant may be hauled down during battle or at any time the officer concerned, or the senior officer present, considers the need to render the flagship less distinguishable. If hauled down, it shall be replaced with a commission pennant.

b. An officer of the Navy commanding a ship engaged otherwise than in

ORIGINAL

the service of the United States shall not display a personal flag, command pennant, or commission pennant from such ship, or in the bow of a boat.

c. A ship underway shall not display a personal flag or command pennant unless a flag officer or unit commander is aboard. Should a flagship get underway during the absence of the flag officer or unit commander, the personal flag or command pennant shall be hauled down and replaced with a commission pennant. Should the flag officer or unit commander depart his flagship while at sea for a brief call to other ships or stations, his personal flag or command pennant shall remain hoisted in his flagship.

d. Personal flags or command pennants of military officers, other than U.S. Naval officers eligible for command at sea, shall not be displayed from ships or craft of the U.S. Navy.

e. The presence of foreign military officers and officials onboard U.S. Naval ships or craft is recognized by the display of the appropriate foreign national ensign as prescribed by Navy Regulation: "No flag or pennant, other than as prescribed by Navy Regulations or as may be directed by the Secretary of the Navy, shall be displayed from a ship or craft of the Navy, or from a naval station, as an honor to a nation or an individual, or to indicate the presence of any individuals."

904. BROAD AND BURGEE COMMAND PENNANTS

a. The broad and burgee command pennant shall be the personal command pennant of an officer in the Navy, not a flag officer, commanding a unit of ships or aircraft.

(1) The broad command pennant shall indicate command of:

(a) A force, flotilla, squadron, or group of ships of any type i.e., PHIBGRU, DESRON

(b) An aircraft wing

(2) The burgee command pennant shall indicate command of:

(a) A division of ships other than aircraft carriers or cruisers

(b) A major subdivision of an aircraft wing

b. The broad and burgee command pennants shall be shown with numerals to indicate the organizational number of a command within a type, when numerals are assigned. When two commanders within a type are entitled to display the same command pennant and have the same organizational number in different echelons of command, the commander in the higher echelon shall use roman numerals on the pennant. In all other cases, Arabic numerals shall be used. Numerals on the broad command pennant shall be blue, and numerals on the burgee command pennant shall be red.

c. The following restrictions apply to display of the broad and burgee command pennants:

(1) Officers are not entitled to fly a command pennant based solely on command of the following units:

(a) Task organizations (TF, TG, TU, TE)

(b) Commands with only reserve fleet ships or craft assigned

ORIGINAL

(2) Commands with only U.S. Naval Ships (USNS), those under operational control of the Military Sealift Command (MSC), or non-commissioned ships.

d. The broad command pennant is also the pennant used as a unit indicator in accordance with allied communications procedures, and is referred to as a Group pennant when used as such.

905. SIZE TO BE FLOWN

For uniformity, a vessel under 600 feet in length shall display a size 6 command pennant or a size 7 personal flag. Vessels 600 feet or more in length shall display a size 4 command pennant or size 6 personal flag.

906. SUCCESSION TO COMMAND

a. When a flag officer or unit commander has been succeeded temporarily in command as prescribed in chapter 8 of Navy Regulations, or when he departs his flagship or headquarters with the intent of remaining absent for a period in excess of 72 hours, or is absent in excess of 72 hours, his personal flag or command pennant shall be hauled down until his return. The officer who has succeeded temporarily to the command shall display his personal flag or command pennant to which he is entitled.

b. In a foreign port on the occasion of the absence of a flag officer from his command for a period exceeding 72 hours, the command, subject to any direction from the flag officer, shall devolve upon the senior officer present of the unit who is eligible to exercise command at sea. As standard procedure, the flag officer's flag shall continue to be flown in his regular flagship until that ship is underway, at which time the personal flag shall be hauled down until the flag officer returns to his flagship. Commanders-in-chief and fleet commanders have the authority to modify this procedure with respect to their personal flags as the exigencies of the service require.

907. MISCELLANEOUS PERSONAL FLAGS/PENNANTS

a. Commission pennant - While not a personal flag of the ship's commanding officer, the commission pennant is sometimes regarded as a personal symbol of that status i.e., in the bow of a boat when the commanding officer is embarked on an official visit, or when the commission pennant is presented to him at his change of command ceremony, or half-masted at the time of his death (see paragraph 912).

b. United Nations and Treaty Organizations - Personal flags of United Nations and Treaty Organization officials and officers such as NATO and CENTO, etc., will not be displayed when these officers are embarked in U.S. Navy ships unless the officer holding such office qualifies for display of a personal flag/pennant by being a U.S. Naval Officer eligible for command at sea.

c. Convoy Commodore - The convoy commodore's flag is to be flown in his ship while the convoy is forming up or reforming, or on any other occasion the commodore wishes to make his ship readily identifiable. It is flown on similar occasions by the vice or rear commodore's ship when such officer has assumed command of the convoy or is acting independently of the commodore when in charge of some portion of the convoy.

The flag of the convoy commodore closely resembles a large X-ray flag.

908. USE OF ABSENTEE AND SPEED PENNANTS

In ships not underway, the absence of an embarked flag officer, unit commander, chief of staff, chief staff officer, or commanding officer shall be

ORIGINAL

indicated from sunrise to sunset by an absentee pennant displayed from the signal yardarm as prescribed in the table shown below. In case of the absence of a commanding officer who is also a unit commander or acting as a temporary unit commander, both specified absentee pennants will be displayed.

| <u>SUB</u> | <u>INDICATION</u> | <u>WHERE NORMALLY DISPLAYED</u> | <u>ABSENCE</u> |
|------------|---|-------------------------------------|---|
| 1ST | Absence of an official from his ship for a period of 72 hours or less | Starboard signal yardarm (outboard) | Absence of a flag officer or unit commander whose personal flag or command pennant is flying on this ship. |
| 2ND | Same as 1ST Substitute | Port signal yardarm (inboard) | Absence of Chief of Staff or chief staff officer of the commander whose personal flag is flying on this ship (See note below) |
| 3RD | Same as 1ST Substitute | Port signal yardarm (outboard) | Absence of captain (Its use immediately shifts to the executive officer when the captain departs for a period of absence of 72 hours or more) |
| 4TH | Same as 1ST Substitute | Starboard signal yardarm (inboard) | Absence of civil or military official whose flag is flying on this ship. |

NOTE: On a flagship where the commander's personal flag has been hauled down and replaced by a commission pennant, the chief of staff's absentee pennant is not displayed.

909. INTENTION TO DEPART OFFICIALLY

a. The display (from a location where best seen by ships present) of the speed pennant by a ship not underway indicates that the official or officer whose personal flag or pennant is displayed will leave the ship officially in about five minutes. When hauled down it means the official or officer has departed. Example of flag officer shifting his flag:

- (1) Five minutes prior to departure, the flagship hoists the SPEED

ORIGINAL

pennant where best seen.

(2) On departure, the flagship hauls down the SPEED pennant and hoists the flag officer's absentee pennant.

(3) On arrival of the flag officer on the new flagship or at headquarters, that ship or headquarters breaks his flag.

(4) Simultaneously (or as nearly as possible) with the breaking of the personal flag on the new flagship or at headquarters, the former flagship hoists a commission pennant and hauls down the personal flag and absentee pennant.

NOTE: Allied naval units may modify the use of the speed pennant when signaling official departures. (See ATP 1, VOL II, Allied Maritime Tactical Signal and Maneuvering Book)

910. DISPLAY OF TWO PERSONAL FLAGS SIMULTANEOUSLY

a. When the personal flag of a civil official is displayed aboard a ship or craft of the Navy, a personal flag or command pennant of the embarked commander shall be displayed, if required, as follows:

- (1) Aboard a single-masted ship, at the starboard yardarm
- (2) Aboard a two-masted ship, at the foremast.
- (3) Aboard a ship with more than two masts, at the aftermast.

b. When, in accordance with chapter 10 of Navy Regulations, the personal flag of a civil official and the personal flag or command pennant of an officer of the Navy are displayed at the starboard yardarm, the personal flag of the civil official will be displayed outboard. (see Annex E).

When two or more civil officials, entitled to display personal flags, are both embarked in a ship of the Navy, only the flag of the senior shall be displayed.

911. PERSONAL FLAG DISPLAY WHEN THE NATIONAL ENSIGN IS AT A MASTHEAD

a. On the occasion of an official visit, the President's personal flag shall be displayed from the mainmast. If displayed during periods of dress or full-dress ship, it shall remain at the mainmast to port of the national ensign and to starboard of any foreign national ensign.

b. A personal flag or command pennant of a flag officer or unit commander will not be displayed at the same masthead with a national ensign (U.S. or Foreign), but shall:

- (1) During a gun salute, be lowered clear of the national ensign.
- (2) During an official visit, be shifted to the starboard yardarm on a single-masted ship, and to the foremast on a two-masted ship.
- (3) If displayed from the foremast or from the masthead of a single-masted ship, be shifted to the starboard yardarm.
- (4) If displayed from the mainmast, be shifted to the foremast in lieu of the national ensign at that mast.
- (5) If displayed from the aftermast of a ship with more than two

ORIGINAL

masts, remain at the aftermast in lieu of the national ensign at that mast.

912. HALF-MASTING AND PRESERVATION OF PERSONAL FLAGS, COMMAND PENNANTS AND COMMISSION PENNANTS

a. Personal flags, command or commission pennants shall not be displayed at half-mast except as prescribed in the appropriate articles of Navy Regulations and this publication for the death of certain officials and officers. A summary of the intent of these articles relating to half-masting is as follows:

b. The personal flag, command or commission pennant of a ship or unit commanded by the following officers shall be half-masted from the time of their death until sunset of the day of the funeral or until the removal of the body from the ship or station.

- (1) Chairman or former Chairman of the Joint Chiefs of Staff
- (2) United States Military officer of 5-star rank
- (3) Chief or former Chief of Naval Operations
- (4) Commandant or former Commandant of the Marine Corps
- (5) Commandant or former Commandant of the Coast Guard
- (6) Flag Officer in Command
- (7) Unit Commander who is not a flag officer
- (8) Commanding Officer of that ship

c. In the event the deceased was a flag officer, a unit commander, or the commanding officer of a ship, his personal flag, command pennant or the ship's commission pennant shall be draped in mourning and displayed at half-mast from a staff in the bow of the boat carrying the body. The manner of draping these flags or pennants in mourning shall be the same as that prescribed for draping the national ensign in mourning. (See Chapter 2).

913. PRESERVATION OF PERSONAL FLAGS

a. Personal flags flown in Navy engagements shall be preserved, tagged, and forwarded to the Curator, Department of the Navy, Navy Yard, Washington, D.C. 20374.

b. When a ship of the Navy has been engaged in carrying a high official of the Government on a special mission or occasion involving the flying of a personal flag, that flag should be preserved, and a narrative report of the mission or occasion forwarded to the Curator to determine the desirability of preserving the flag as a matter of historical interest.

ORIGINAL

CHAPTER 10

**DISPLAY OF PERSONAL FLAGS AND PENNANTS IN
BOATS OF THE NAVAL SERVICE**

1001. IN THE BOW

a. A flag or pennant shall be displayed in the the bow of a boat to signify an individual embarked on an official occasion as follows:

(1) A personal flag or command pennant for an officer in command, or for a chief of staff or chief staff officer when acting for such officer, or,

(2) If not entitled to a personal flag or command pennant, a commission pennant.

(3) A union jack for:

(a) A diplomatic representative of or above the rank of charge d'affaires within the waters of the country to which he is accredited.

(b) A governor general or governor commissioned as such by the President, within the area of his jurisdiction.

(4) The consular flag for a consular representative. (This flag is not flown in Navy ships).

(5) The prescribed personal flag for other U.S. civil officials when such officials are entitled to the display of a personal flag during an official visit.

1002. MINIATURES

An officer entitled to the display of a personal flag or command pennant may display a miniature of such flag or pennant in the vicinity of the coxswain's station when embarked on other than an official occasion in a boat of the Naval service. The miniature shall be the size of that prescribed for an automobile.

1003. STAFF ORNAMENTS

Staff ornaments for personal flags and pennants shall be the same as that prescribed for the U.S. national ensign (see Chapter 11).

1004. BOAT HAILS AND COXSWAIN REPLIES WHEN OFFICER OR OFFICIAL EMBARKED

a. During hours when honors are rendered i.e., sunrise to sunset, the OOD should challenge an approaching boat as soon as possible by raising his arm with his fist closed in the direction of the boat and should train a long glass or binoculars on the coxswain. The coxswain shall reply to this challenge by holding up the number of fingers corresponding to each sideboy required to honor the senior officer or official.

b. Boats approaching a Navy ship between the hours of sunset and sunrise should be hailed as soon as they are within hearing distance. The watch aboard ship will call out "boat ahoy." The boat coxswain will then reply with the

appropriate word or phrase shown in the table below to indicate the rank of the highest officer or official in the boat:

ORIGINAL

OFFICER OR OFFICIAL ABOARD BOAT

COXSWAIN'S REPLY

President or Vice President of the United States

" United States"

Secretary, Deputy or an assistant Secretary of Defense

"Defense"

Secretary, Under Secretary, or an Assistant Secretary of the Navy

"Navy"

Chairman, Joint Chiefs of Staff

"Joint Chiefs"

Chief of Naval Operations or the Vice Chief of Naval Operations

"Naval Operations"

Fleet, Force, or Type Commander

"Fleet" or abbreviation of administrative title, i.e., "6th Fleet," "PACFLT," etc.

A Flag Officer

"Flag Officer"

A Chief of Staff/Chief Staff Officer"

"Staff"

A Flotilla/Group Commander

"(Type) Flot/Gru (Number)" i.e., "CRUDESGRU SIX, "SERVGRU THREE," etc

A Squadron Commander"

"(Type) Ron (Number)," i.e., "DESRON TWO TWO"

A Division Commander

"(Type) Div (Number)," i.e. "MINEDIV ELEVEN"

A Marine Brigade Commander

"Brigrade Commander"

A Commanding Officer of a ship or station

"(Name of Ship of Station)," i.e., "YORKTOWN," "NAVSTA SAN DIEGO," etc.

A Marine Regimental Commander

"Regimental Commander"

Any other Commissioned Officer

"Aye, Aye"

Warant Officer

"No, No"

Enlisteds

"Hello"

A boat not intending to come alongside, regardless of rank of passenger

"Passing"

ORIGINAL

1005. BOW INSIGNIA

A boat regularly assigned to an officer for his personal use shall carry an insignia on the port and starboard bow as follows:

- a. A flag officer - Stars as arranged on his personal flag.
- b. A unit commander- A replica of his broad or burgee command pennant.
- c. A commanding officer, chief of staff, or chief staff officer - An arrow.

ORIGINAL

CHAPTER 11

FLAGSTAFF TOPPING ORNAMENTS

1101. BOAT DISPLAY

a. A staff ornament shall top the flagstaff upon which the national ensign is displayed in boats of the Naval service under the following conditions:

** (1) When an officer or civil official is embarked on an official occasion or

(2) When a flag officer, unit commander, commanding officer, chief of staff, or chief staff officer, in uniform, is embarked in a boat of his command or one assigned for his personal use.

**An additional staff ornament of the same type must top the flagstaff in the bow upon which is affixed the personal flag, command pennant, or commission pennant of such officer or civil official.

b. The topping ornament shall have a highly polished brass finish and be displayed as follows:

(1) A SPREAD EAGLE - For civilian officials and flag officers whose official gun salute is 19 or more guns. This includes such individuals as the President and Vice President, Secretaries of State, Defense, Army, Navy, Air Force; Chief Justice of the Supreme Court, State Governors, and Service Chiefs. Tables of gun salutes of military officers and civil officials are contained in Chapter 10, U.S. Navy Regulations.

(2) A HALBERD - For flag officers whose official gun salute is less than 19 guns, and for civil officials whose gun salute is 11 or more but less than 19 guns. Included in this category are such individuals as the Under and Assistant Secretaries of the Army, Navy, and Air Force; Naval or Military Governors; and flag officers of the Armed Forces other than those of 5-star rank or Service Chiefs.

(3) A BALL - For officers of the grade or equivalent grade of Captain in the Navy, and for such diplomatic officials as Career Ministers, Consuls, or First Secretary of an Embassy or Legation.

(4) A STAR - For officers of the grade or equivalent grade of Commander in the Navy.

(5) A FLAT TRUCK - For officers below the grade or equivalent grade of Commander in the Navy, and for civil officials for whom honors are prescribed on the occasions of an official visit, but are not the equivalent of those officials listed above.

1102. LOCATIONS OTHER THAN IN BOATS

a. The staff ornament for the national ensign, when displayed other than in boats, shall be the battle-ax.

b. Personal flags and command pennants shall be topped with the ornament prescribed for boat display when displayed indoors.

1103. U.S. NAVY FLAG AND BATTALION COLORS

A battle-ax shall top the flagstaff on which is flown the Navy flag and

ORIGINAL

battalion colors.

1104. GUIDON


The flagstaff topping ornament for the guidon shall be the spearhead.

1105. AUTOMOBILES

The flagstaff ornament used for personal flags and command pennants displayed from an automobile shall be the acorn, regardless of the rank or title of the officer or civil official in the vehicle.

1106. SKETCHES OF FLAGSTAFF ORNAMENTS

The head of the spread eagle and the cutting edges of the halberd and the battle-ax shall face forward. The points of the stars and edges of the spearhead shall be aligned fore and aft:



ORIGINAL

CHAPTER 12

ANNOUNCING ARRIVALS/DEPARTURES AND USE OF TONES

1201. Passing the word and the use of tones to announce the arrival/departure of officers and officials are not a means of rendering honor. These are used simply to indicate the arrival and departure of Commanders, Chiefs of Staff, Chief Staff Officers, Commanding Officers, and Civil Officials to interested personnel. Arrivals/departures are announced only during the hours between reveille and taps. Commanding officers should be familiar with local SOPA regulations governing the use of topside speakers for making shipboard announcements.

a. Tones are sounded by the use of a boat gong, special gong, bell, or siren as specified by the Commanding Officer.

b. Arrivals/departures are announced as follows:

(1) Sound the tones in groups of two, corresponding to the number of sideboys to which the officer/official is entitled (each group is separated by a short pause).

(2) Announce the person's short title, using the same format as the coxswain's replies shown in Chapter 10. Example:

- (a) Commander, Cruiser-Destroyer Group 6...."CRUDESGRU
SIX, ARRIVING"
- (b) Commander, Naval Base Charleston....."NAVBASE
CHARLESTON, DEPARTING"
- (c) Commanding Officer, USS BELKNAP....."BELKNAP, ARRIVING"

(3) A single tone is then sounded as the embarked Commander, Chief of Staff, Chief Staff Officer, or Commanding Officer steps on the ship when arriving, or on the bow when departing. This single tone is also used for an embarked Civil Official.

c. The arrival of a visiting Navy Captain or Commander (or officer of equivalent grade in the other services) who is not a type/operational Commander, Chief of Staff, Chief Staff Officer, or Commanding Officer, or whose command identity is not known by the Officer of the Deck, is announced by rank and service (i.e., "Captain, U.S. Navy, or Colonel, U.S. Army, Arriving). If such officer does not hold an official title, it is not necessary to announce his departure unless required by ship's policy.

d. When unable to determine the rank or position of an arriving officer or official, the term "STAFF GANGWAY" shall be announced and, since this term is used only on arrival, it is not necessary to add the word "Arriving". After the unknown officer/official boards the vessel, the OOD will obtain the visitor's official title and use such information upon departure of the visitor.

e. If an arriving/departing party consists of more than one officer or official, or combination of both, only the senior official and senior military officer entitled to an announcement need be announced.

f. It is common practice for units to announce the crossing of certain officers over topside speakers to units outboard or inboard as the case may be. This is a perfectly acceptable procedure since tones and passing the word are not honors, but rather an information signal to those personnel having a need to know.

ORIGINAL

CHAPTER 13

PRECEDENCE OF ANNOUNCING HONORS ONBOARD SHIP

1301. PRECEDENCE OF SHIPBOARD MEANS OF ANNOUNCING

a. There are a number of commonly used means to call attention to ceremonies, events, departures, arrivals, etc., aboard a Navy ship. The preferential order in which these means should be used is as follows:

- (1) Bugle
- (2) Whistle
- (3) Passing the word

b. Not more than one means should be used for a given event and the same means should be used throughout that event, e.g., "attention to port", should not be announced by a whistle and then followed by the same order verbally over the ship's loudspeaker; "carry on" should not be announced using a different means than that used to announce "attention".

c. In the event that the use of any of the means listed above could possibly cause confusion with another operation in hand such as the use of the whistle to call attention for passing honors while the whistle is also being used for signaling directions to tugs while berthing, the use of any other means should be substituted without regard for the precedence or preference contained in the paragraphs above.

1302. "PASSING HONORS" AND "CLOSE ABOARD"

a. "Passing honors" are those honors, other than gun salutes, rendered on occasions when ships or embarked officials or officers pass, or are passed, close aboard. "Close aboard" shall mean passing within six hundred yards for ships and four hundred yards for boats. This rule shall be interpreted liberally, to insure that appropriate honors are rendered.

b. Passing honors, consisting of sounding "attention" and rendering the hand salute by all persons in view on deck and not in ranks, shall be exchanged between ships of the Navy and between ships of the Navy and the Coast Guard, passing close aboard.

1303. SEQUENCE IN RENDERING PASSING HONORS

"Attention" shall be sounded by the junior when the bow of one ship passes the bow or stern of the other, or, if a senior is embarked in a boat, before the boat is abreast, or nearest to abreast, the quarter-deck. In order to standardize bugle and whistle signals when used for passing/side honors, the following are prescribed:

- | | |
|------------------|---------------------------------------|
| (1) one blast | attention to starboard |
| (2) two blasts | attention to port |
| (3) one blast | render salute |
| (4) two blasts | terminate salute, remain at attention |
| (5) three blasts | carry on |

ORIGINAL

1304. DISPENSING WITH PASSING HONORS

Passing honors shall not be rendered after sunset or before 0800 except when international courtesy requires.

b. Passing honors shall not be exchanged between ships of the Navy engaged in tactical evolutions outside port.

c. The senior officer present may direct that passing honors be dispensed with in whole or in part.

d. Passing honors shall not be rendered by nor be required of ships with small bridge areas, such as submarines, particularly when in restricted waters.

1305. CALLING ATTENTION TO COLORS CEREMONY

a. When whistle signals are used to call attention to colors, a single blast indicates "ATTENTION" and those not in ranks render the hand salute. At the conclusion of the ceremony, three short blasts indicates "CARRY ON."

b. Voice commands are used only as a last resort i.e., in the absence of a bugle or whistle. The words "ATTENTION TO COLORS" and "CARRY ON" are passed over the ships announcing system. The hand salute is rendered as described above.

ORIGINAL

CHAPTER 14

DISPLAY OF PERSONAL FLAGS AND PENNANTS ON VEHICLES AND AIRCRAFT

1401. DISPLAY OF PERSONAL FLAGS ON VEHICLES

a. An officer entitled to display a personal flag or command pennant may, when riding a government vehicle on official occasions, display such flag or pennant forward on the vehicle. The staff used for vehicle flags shall be topped by an acorn, regardless of the rank of the official or officer in the vehicle.

b. All flag officers are authorized to show stars of their rank on their assigned vehicles. The method of showing such stars shall be by plates resembling civilian license plates in shape and size. These plates will be attached in essentially the same location as the civilian license plate. Coloring will correspond to that of the personal flag. Stars or replicas of personal flags are not to be painted on vehicles.

c. It is not the intent of Chapter 10 of Navy Regulations that a vehicle size personal flag of a foreign flag officer be provided for display on a vehicle but rather that the national flag of the country he represents be displayed at the activity visited. If however, the flag officer has in his possession his own personal flag, there will be no objection to its display on the vehicle in which he is riding. It is acceptable practice to display a U.S. flag officer's personal vehicle flag for a foreign officer of equivalent rank.

1402. DISPLAY OF PERSONAL FLAGS ON AIRCRAFT

a. Civil and Military official aircraft plates are facsimiles, less fringe, of individual personal flags of the official concerned, reduced in scale and reproduced on a metal plate 11 by 14 inches. Normally the civil or military official's aide will be responsible for insuring that the individual's aircraft plate is available for display.

b. Aircraft plates are authorized for display for the following U.S. Officials:

President
Vice President
Secretary of State
Secretary of Defense
Other Cabinet Members
Deputy Secretary of Defense; Secretaries of the Army,
Navy and Air Force
Assistant Secretaries of Defense; Under Secretaries of
the Army, Navy, Air Force, and Defense Research and
Engineering
General of the Army, Fleet Admiral, General of the Air
Force
Assistant Secretaries of the Army, Navy, and Air Force
Chairman of the Joint Chiefs of Staff; Chief of Staff,
United States Army; Chief of Naval Operations; Chief of
Staff, United States Air Force; Commandant, United
States Marine Corps

c. Personal flags also may be printed on aircraft assigned to flag officers or officers acting in flag billets. Sheet metal replicas inserted in metal slots are also authorized. The flags should be located on each side of the forward fuselage and shall conform to a size of 11 by 14 inches.

ORIGINAL

NTP 13(B)

d. Aircraft plates may be displayed for officials of friendly foreign nations at the discretion of the host if the official occupies a position equivalent to those listed in the above paragraphs.

ORIGINAL

CHAPTER 15

DISPLAY OF PERSONAL FLAG AND COMMAND PENNANTS ASHORE

1501. GENERAL

a. Personal flags and command pennants are flown day and night at Naval shore activities.

b. When the points of display of two or more personal flags or command pennants are in such proximity as to make their separate display inappropriate, that of the senior officer only shall be displayed.

c. If two or more commanders are occupying the same headquarters building, only the personal flag/command pennant of the senior shall be displayed. Should such officer haul down his flag/pennant in accordance with Navy Regulations, that of the next senior commander shall be displayed.

d. If two or more civil officials entitled to display a personal flag are present, officially, at a command at the same time, only the flag of the senior shall be displayed.

1502. OFFICIAL VISITS OF FOREIGN OFFICIAL OR MILITARY OFFICER

a. Upon occasion of an official visit of a foreign president or sovereign, the national ensign of that nation is flown during the visit.

b. Visits by any other foreign officials require display of the foreign national ensign or personal flag during the gun salute only:

(1) If the foreign visitor is a military official/officer, his personal flag, if provided, is flown during the salute and from automobiles. If no flag is provided, the foreign ensign of such nation is flown during the salute, and an equivalent personal flag of a U.S. Naval officer may be flown from automobiles and a comparable plate shown on a military plane transporting the dignitary.

(2) U.S. personal flags for specific positions i.e., SECNAV, CNO, VCNO, etc, are not used for foreign visitors. In these cases, either the military rank equivalent flag (for officers) or foreign national ensign (for civilians) is used for honors.

(3) During all first official visits for foreign service chiefs, the rank of the visitor is equal to that of the U.S. counterpart. Therefore, a U.S. Navy line officer four-star flag is flown for foreign navy chiefs (instead of CNO personal flag), regardless of the foreign service chief's rank.

1503. FLAGPOLE CONFIGURATIONS

The following information is provided in selecting the proper halyard to be used for displaying a personal flag or command pennant with the U.S. national ensign:

a. POLEMAST - Personal flag/command pennant not flown.

b. POLEMAST WITH CROSSTREE - Outermost halyard, right-hand crosstree.

c. POLEMAST WITH GAFF - Peak of pole.

d. POLEMAST WITH CROSSTREE AND GAFF - Peak of pole.

ORIGINAL

NOTE: If a Naval activity uses a polemast as the normal point of display of a personal flag or command pennant, and a personal flag or foreign ensign is required during an official visit of, or gun salute to, a civil official or foreign official or officer, it shall be displayed from the polemast, and the personal flag/command pennant of the officer in command shall be displayed at some other point within the command.

1504. SIZE TO BE FLOWN

The table shown below may be used as a guide in selecting the appropriate size personal flag or command pennant to be flown at a shore activity from flagstaffs of varying heights.

| <u>Flagstaff Heights</u> | <u>Personal Flags</u> | <u>ABroad or Burgee Command Pennants</u> |
|--------------------------|---|---|
| Less than 35 feet | #7 - 1 foot 10 inches by 2 feet 8 inches | #8 - 1 foot 2 inches by 1 foot 6 inches |
| Greater than 35 feet | #6 - 3 feet 7 inches by 5 feet 1 1/2 inches | #6 - 2 feet by 2 feet 7 inches |

ORIGINAL

CHAPTER 16

AWARD FLAGS AND PENNANTS

1601. RULES FOR DISPLAY AFLOAT

When not underway, ships awarded the Presidential Unit Citation, Navy Unit Commendation, Meritorious Unit Commendation, the Environmental Protection Award or the Energy Conservation Award Flags shall fly the pennants at the foremast from sunrise to sunset, on the same halyard, one below the other, in the following order of seniority: PUC, NUC, MUC, EPAF AND ECAF.

1602. RULES FOR DISPLAY ASHORE

Unit award flags and pennants may be displayed in the order of seniority from the port yardarm at U.S. Naval Activities ashore. For commands without an appropriate flagpole, a replica of the award flag or pennant may be displayed in or near the vicinity of the command's quarterdeck. When a unit award flag or pennant is presented to a department or division within a command, a replica of the award flag or pennant may be displayed in or near the main entrance to that department or division.

1603. PRESIDENTIAL UNIT CITATION PENNANT

The Presidential Unit Citation Pennant shall be of the following form and design (see Annex D for illustration and dimensions).

a. A burgee pennant design of old glory blue, spanish yellow and scarlet.

b. The blue and scarlet stripes run parallel to the yellow. Where spanish yellow and/or scarlet material is not available, yellow and/or red may be substituted.

c. Should a unit be cited more than once, for each citation in addition to the first for which the insignia is authorized, there shall be added one bronze star up to a total of five stars. Stars will be displayed upon the center yellow stripe of the insignia, and will decrease in size as the awards increase due to limitation on the size of this section.

1604. NAVY UNIT COMMENDATION PENNANT

The Navy Unit Commendation Pennant shall be of the following form and design: (See Annex D for illustration and dimensions).

a. A burgee pennant design of royal blue, spanish yellow, scarlet or hunter green.

b. The blue, yellow and scarlet stripes run parallel to the green. Where scarlet material is not available, red may be substituted.

c. Should a unit be cited more than once, for each citation in addition to the first for which the insignia is authorized, here shall be added one bronze star up to a total of five stars. Stars will be displayed upon the center green stripe of the insignia.

1605. MERITORIOUS UNIT COMMENDATION PENNANT

The Meritorious Unit Commendation Pennant shall be of the following form and design:

ORIGINAL

a. A burgee pennant design of hunter green, air force yellow, ultra-marine blue, air force yellow and scarlet.

b. The green, yellow, blue and yellow stripes run parallel to the scarlet. Where scarlet material is not available, red may be substituted.

c. Should a unit be cited more than once, for each citation in addition to the first for which the insignia is authorized, there shall be added one bronze star up to a total of five stars. Stars will be displayed upon the center scarlet stripe of the insignia, and will decrease in size as the awards increase due to limitation on the size of this section.

1606. ENVIRONMENTAL PROTECTION AWARD FLAG

The Environmental Protection Award Flag is a rectangular flag with a swallow tail fly. The field is green with the ecology symbol centered between the hoist and the indentation of the flag (see Annex D for illustrations and dimensions).

1607. ENERGY CONSERVATION AWARD FLAG

The Energy Conservation Award Flag is a rectangular flag. The field is white with a narrow spanish yellow border and a large spanish yellow dish on the horizontal center line approximately one-third of the distance from the hoist to the fly. At the bottom of the field is a royal blue strip representing waves of the ocean with four crests covering the bottom of the dish (see Annex D for illustrations and dimensions).

1608. BATTLE EFFICIENCY PENNANT

a. The battle efficiency pennant shall be flown at the foremast from sunrise to sunset, when not underway, during the period provided in instructions for awards for intra-type competition. The pennant is a triangular red pennant with a black ball located on the horizontal center line; the center of the ball is to be at one-third of the distance from the hoist to the fly. Ships shall display a pennant of the size most nearly corresponding to the signal flags used (see Annex D for illustration and dimensions).

b. When the Guard flag, Ready-duty flag, Presidential Unit Citation, Navy Unit Commendation, Meritorious Unit Commendation Pennants, the Environmental Protection Award or the Energy Conservation Award Flags are displayed at the foremast with the battle efficiency pennant, the latter shall be flown below such other flag(s). The battle efficiency pennant shall be hauled down while the Bravo flag is being displayed at the foremast.

c. The Naval Sea System Command does not manufacture the battle efficiency pennant. Therefore, it is necessary for ships or units to manufacture those required.

d. Subject to the provisions above, ships awarded a gold "E" are authorized to display the Special Battle Efficiency Pennant which is a blue pennant with a gold ball, in lieu of the standard battle efficiency pennant.

1609. HOMeward BOUND PENNANT

a. A ship which has been on duty outside the limits of the United States continuously for a period of nine months (270 days) or more may fly the homeward bound pennant upon getting underway to proceed to a port of the United States. This pennant may be displayed until sunset on the day of arrival in a United States port of destination.

ORIGINAL

b. The term "United States" as used in this paragraph shall be interpreted as all of the states of the United States of America and the District of Columbia but not including the Panama Canal Zone, the Trust Territories, and U.S. Possessions.

c. The homeward bound pennant is divided vertically into two parts: that portion next to the hoist is blue and the fly is divided horizontally into halves, the upper red and lower white. In the blue portion is placed one white star for the first nine months that the ship has been continuously on duty outside the United States, plus one additional white star for each additional six months. The overall length of the pennant is normally one foot for each officer and enlisted on the ship who has been on duty outside the United States in excess of nine months. However, its length is to be kept within practical limits and is not to exceed the length of the ship.

d. Upon arrival in a port of the United States, the blue portion containing the stars is presented to the Commanding Officer. The remainder of the pennant is divided equally among the officers and enlisted of the ship's company.

e. The relative proportions of the pennant shall be as follows:

| | |
|--|-------|
| Length of pennant..... | 1 |
| Width at hoist..... | .005 |
| at fly..... | .0015 |
| Distance between centers of stars and from centers of end stars to ends of blue portion..... | .004 |
| (hence, the length of the blue portion is derived by multiplying the number of stars, plus one, by .004) | |
| Diameter of stars..... | .003 |

CHAPTER 17

MISCELLANEOUS FLAGS, PENNANTS, CUSTOMS, AND PRACTICES

1701. CHURCH AND JEWISH WORSHIP PENNANTS

a. Section 3 of Public Law 929 - 77th Congress as amended by Public Law 107 - 83rd Congress authorized the use of the church pennant above the national ensign "during church services conducted by naval chaplains at sea." By long established customs, the phrase "Naval Chaplains" has traditionally been recognized to indicate visiting church dignitaries and chaplains of other services when actually engaged in conducting divine services for naval personnel afloat. The phrase "at sea" is interpreted for U.S. Navy purposes as meaning "on board a Navy ship."

b. Ships should be fitted with two halyards to the same point of hoist at the flagstaff and the gaff; this will permit the display of the church pennant and the ensign simultaneously.

c. If divine services are being conducted, or commence at the time of morning colors, the ensign shall be hoisted to the peak at the prescribed time. The church pennant is then hoisted and the ensign dipped just clear of the church pennant.

d. Should divine services be conducted during time of evening colors, the church pennant shall be hauled down and the ensign hoisted to the peak just prior to the time for colors; the ensign is then hauled down upon execution of evening colors.

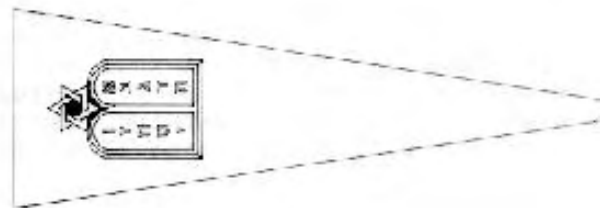
e. Shore stations, while not authorized to display the church pennant above the ensign, may display it separately if desired.

f. The church pennant consists of a triangular white field charged with a blue Latin Cross, the long dimension of which is horizontally aligned. The tip of the fly is rounded instead of coming to a sharp point.

g. The Jewish worship pennant (authorized 12/75 by SECNAV) shall be displayed during Jewish religious services afloat and ashore. The same rules governing the display of the church pennant apply to the display of the Jewish worship pennant.



h. The Jewish worship pennant consists of a triangular white field charged with the tablet of the Law and the Star of David in place of the blue Latin Cross. The tip of the fly is rounded instead of coming to a sharp point.



i. Should the ensign be displayed at half-mast the church or Jewish worship pennant, when flown, shall be hoisted just above the ensign.

1702. SENIOR OFFICER PRESENT AFLOAT PENNANT

The senior officer present afloat pennant shall be displayed in accordance with instructions in the current edition of ATP 1 VOL II, Allied

ORIGINAL

Maritime Tactical Signal and Maneuvering Book. Specifically, when two or more ships of the Navy are together in port or at anchor, the SOPA pennant shall be displayed from the ship in which the senior officer present is embarked, unless his personal flag clearly indicates his seniority. If Allied Naval ships are present, the SOPA pennant must be flown from the senior U.S. Navy ship, if two or more are present.

1703. USE OF "PREP" FOR COLORS CEREMONY AND SUNRISE

a. When ships are moored alongside one another (nested), only the ship with the visual guard need hoist PREP and initiate "attention" and "carry on" which will be observed by personnel on all ships in the nest.

b. The PREP pennant will be used for morning and evening colors in accordance with ATP 1 (current), Vol. II.

c. For intra - USN use, five minutes prior to sunrise, SOPA flagship or signal tower will hoist PREP, (repeated by addressees). Sunrise is observed when hauled down.

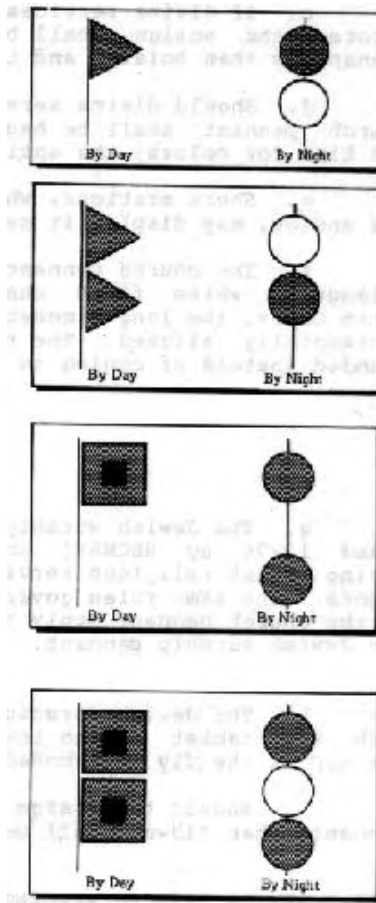
1704. U.S. STORM WARNING SIGNALS

The flags and pennants delineated herein are hoisted at Weather Bureau and other shore stations in the United States and its possessions to warn and indicate the severity of storms in the area. It should be noted that the following four storm signals and their meanings are not international in their usage.

SMALL CRAFT WARNINGS - This signal consists of one red pennant displayed by day and a red light over a white light at night to indicate winds up to 33 knots and/or sea conditions dangerous to small craft operations.

GALE WARNING - This signal consists of two red pennants (one over the other) displayed by day and a white light over a red light at night to indicate winds ranging between 34 and 47 knots.

STORM WARNINGS - This signal consists of a single square red flag with a black square center when displayed during the day and two red lights (one over the other) when displayed at night to indicate that winds 48 knots per hour and above are forecast for the area. If the winds are associated with tropical cyclone (hurricane/typhoon), the storm warning display indicates that the winds are within the range of 48-63 knots.

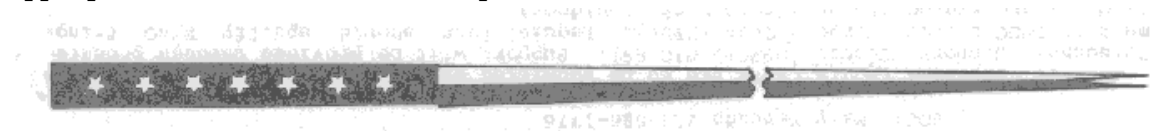


ORIGINAL

HURRICANE/TYPHOON WARNING- Hurricane/typhoon warning displayed only in connection with a tropical cyclone, hurricane/typhoon. The signal consists of two square red flags with square black centers flown one over the other when displayed during the day and a white light between two red lights in a vertical line when displayed at night to indicate winds of 64 knots per hour or above are forecast for the area.

1705. COMMISSION PENNANT

The commission pennant is an elongated pennant with a swallow-tailed fly. The portion near the hoist consists of a blue field on which is superimposed seven white 5-pointed stars in a row, each of the stars having one point upward. The remaining portion of the flag is horizontally divided into a red upper half and a white lower half with the last few inches split to form a swallow-tail. The number of stars in the commission pennant has no meaning. The pennant is available in two sizes. An illustration and the appropriate dimensions of the pennant are contained in Annex D.



1706. MERCHANT MARINE HOUSE FLAGS

A house flag is a distinctive flag of the steamship company operating the ship. It is usually displayed from the truck of the aftermost mast whenever within harbor limits.

1707. FLAG OF TRUCE

The flag of truce is a square white flag, and its proper use, in general, is in the interest of humanity. When displayed from any conspicuous place of hoist, it indicates a desire to send a communication, but the truce does not exist until the hoist has been replied to. A belligerent may decline to receive the flag of truce. If blank guns are fired while a flag of truce is displayed, the ship, boat or party nearing it, must stop and not approach nearer. Bearers of the flag of truce are inviolable provided they do not act improperly. Should they do so, or should the flag be used improperly to obtain information, the bearers may become subject to capture and punished as spies.

1708. FIRST NAVY JACK

The first Navy Jack consists of thirteen horizontal alternating red and white stripes bearing diagonally across them a rattlesnake in a moving position with the motto "Don't Tread on Me."

1709. POW/MIA FLAG

a. The POW/MIA flag is a rectangular flag with a black background, with the silhouette of a prisoner of war camp guard tower overlooking a prisoner of war, and the words "POW/MIA YOU ARE NOT FORGOTTEN" inscribed thereon.

b. As directed by ALNAV 105/85, all activities authorized to fly the national ensign are encouraged to fly the POW/MIA flag on occasions such as Veterans Day, Memorial Day, and National POW/MIA day.

c. Ships shall display the POW/MIA flag from the inboard halyard, port signal yardarm. Shore activities shall display this flag beneath the national ensign. The POW/MIA flag may be displayed indoors to enhance

ORIGINAL

commemoration ceremonies.

d. The POW/MIA flag is not available through the Navy Supply System. CONUS activities should order from one of the following manufacturers:

- (1) Annin Comp
Bloomfield Ave.
Verona, NJ 07044

POC: Randy Beard 201-239-9000
- (2) U.S. Flags and Signal Co.
129 Penna Ave.
Virginia Beach, VA 23462

POC: Yetta Rancka 804-497-8947
- (3) Valley Forge Flag
1 Rockefeller Plaza
New York, NY 10020

POC: Mary Mercado 212-586-1776

e. Overseas requisitions are to be submitted off line directly to the Defense Personnel Support Center (DPSC), RIC S9T. Support will be provided through procurement by DPSC Special Purpose Team (SPUR). Requisitions should specify W/WO fringe (Indoor) and W/grommets or W/snap hooks (Outdoor).

1710. FLAG OF THE UNITED STATES NAVY



By Executive Order 10812 of 24 April 1959, the President, upon the recommendation of the Secretary of the Navy with the approval of the Secretary of Defense, established and prescribed an official flag for the United States Navy. This flag is to be 4 feet 4 inches hoist (width) by 5 feet 6 inches fly (length), of dark blue material, with yellow fringe, 2 1/2 inches wide. In the center of the flag is a device 3 feet 1 inch overall, consisting of the inner pictorial portion of the seal of the Department of the Navy (with the exception that a continuation of the sea has been substituted for the land area), in its proper colors within a circular yellow rope edging, all 2 feet 6 inches in diameter above a yellow scroll inscribed "UNITED STATES NAVY" in dark blue letters.

ORIGINAL

a. The U.S. Navy flag shall be used to represent the Navy as follows:

- (1) At official ceremonies
- (2) In parades
- (3) During official Navy display occasions
- (4) At public gatherings when the Navy is an official participant
- (5) On such occasions as may be specifically authorized by the Secretary of the Navy.

b. When used for the purposes listed above, the U.S. Navy flag will accompany, and take the place of honor next after the national ensign except when other branches of the armed forces are participating, in which case the service flags will take the precedence of the services which they represent, (see Article 1724 for the service precedences).

c. The U.S. Navy flag shall not be used for outdoor fixed (permanent) display purposes.

d. There are no cord and tassels authorized for use with the flag of the United States Navy.

e. Battle streamers displayed on the U.S. Navy flag represent both war and non-war actions involving combat. The silver and bronze star embroidered thereon signify selected actions and campaigns in which the Navy has been engaged. Presidential Unit Citation, Navy Unit Commendation and Meritorious Unit Commendation streamers bear numerals rather than stars, indicating the total number of each award earned. Streamers are long, narrow, swallow-tailed ribbons, 3 to 4 feet in length, of the same design and width as the service ribbons or unit decoration, and are displayed attached to the staff below the ornament by a brass ring.

f. To determine eligibility and entitlement refer to SECNAVINST 1650.1 (current) (Navy and Marine Corps Award Manual) and SECNAVINST 10520.2 (current).

g. The U.S. Navy flag is for official Navy use only, and shall not be made available to civilian groups, organizations or individuals.

1711. U.S. NAVY INFANTRY BATTALION FLAG

Before the adoption of an official U.S. Navy flag, this flag was used to represent the Navy.



The U.S. Navy infantry battalion flag shall be used as an organization color for ship's landing party battalions and for battalion organizations of naval shore activities in operations, ceremonies or street parades. Such organization colors will show thereon the name and location of the battalion as authorized below.

The flag consists of a white diamond

ORIGINAL

centered on a field of Navy blue. A fouled anchor device of Navy blue is centered in the diamond.

All naval units that may properly use the U.S. Navy infantry battalion flag are authorized to show thereon the name of the organization on the blue field above the anchor, and the location if appropriate, on the blue field below the anchor. The lettering is to be white, centrally located and shall conform to the following details:

a. The lettering shall be of the commercial gothic type as authorized for U.S. Navy guidons, 6 inches in height except the TH, ST, ND and RD when used after numerals are to be 4 inches in height; the tops of all letters to be on the same line. All lettering shall be on a line parallel to and 2 inches from the top or bottom of the flag as appropriate. The width of the larger letters shall be 1 1/4 inches while the width of the smaller shall be 1 inch.

b. If the name of the organization is too large for the flag, the letters may be reduced in size; both those above and below the anchor will be equally reduced.

c. Authorized abbreviations will be used. The lettering above will read "N.R.O.T.C." "1ST U.S. NAVAL CONSTR. BN," "NAVAL INF BN," etc; those below, "SAN DIEGO, CA.," "3RD NAVAL DISTRICT," as the case may be.

1712. U.S. NAVY GUIDON

The guidon is a company/naval reserve division identification flag. It is used for the purpose of identifying naval units parading ashore, at ceremonies and at other times when prescribed by the Commander.



a. The guidon is a rectangular flag with a swallow-tail fly. The field is Navy blue with a white diamond centered between the hoist and the indentation of the fly. A Navy blue fouled anchor device is centered upon the white diamond. Above the white diamond shall be shown the distinctive name of the organization to which the company/naval reserve division belongs. Below the diamond shall be shown the abbreviated name of the company/naval reserve division itself.

b. The lettering is to be white, centrally located and shall conform to the following details:

(1) The letters and numerals shall be condensed, commercial gothic, upper case without serifs, and 3 1/2 inches in height except that the ST, ND, RD, and TH when used after numerals shall be 2 1/2 inches in height and shall be placed so that their upper points are on the same line as the upper points of the 3 1/2 inch letters. The distance between the upper edge of the guidon to the top of the upper line of letters shall be 1/2 inch and the same distance shall be kept between the lower edge of the guidon and the bottom of the lower line of letters.

(2) If the name of the organization is too large for the flag, the letters may be reduced in size; both those above and below the diamond shall be equally reduced.

(3) The flagstaff on which the guidon is displayed is a single piece of natural-color varnished wood. It is eight feet in length and approximately one inch in diameter and topped by spearhead.

ORIGINAL

1713. BUREAU AND SYSTEMS COMMAND FLAGS

a. To provide for uniform outdoor display of distinctive flags which have been authorized for use by the bureau and systems commands of the Navy Department, the following conditions under which these flags may be displayed are hereby prescribed:

(1) At military or civil ceremonies at which personnel are representing the bureau or systems command or an activity under the management control of the bureau or systems command.

(2) At joint service activities where the display of a bureau or systems command flag at the Navy activity concerned would be appropriate to correspond with an activity flag of another service.

(3) Over Navy activities which are primarily engaged in industrial or technical pursuits provided the activity is not geographically within a larger naval activity under the command of another bureau systems command or office.

(4) Over private industrial plants which are devoting at least fifty percent of their manufacturing capacity to work under the sponsorship of the bureau or systems command whose flag would be flown.

b. Subject to the above conditions, a bureau or systems command flag may be displayed at the discretion of the chief of the bureaus or commanders of the system or command concerned. Bureau and Command flags shall not be displayed on the exterior of public buildings under the control of the General Service Administration. There are no restrictions on appropriate indoor displays.

1714. U.S. NAVAL ACADEMY FLAG

An official flag of the U.S. Naval Academy was approved on 24 January 1951. The flag consists of a Navy blue field (72 by 48 inches) with the seal of the U.S. Naval Academy in gold design in the center and the inscription "Brigade of Midshipmen" thereunder in Navy blue letters on a white scroll.

1715. NAVAL RESERVE YACHT PENNANT

A suitable pennant has been prescribed by the Secretary of the Navy which may be flown as an emblem of the Naval Reserve on yachts and similar ships documented under the laws of the United States, under a warrant issued for each craft by the Secretary of the Navy. The pennant may not be flown in lieu of the national or yacht ensign.



a. In order to be eligible for such a warrant, the vessel is first determined by the Chief of Naval Operations as suitable for service as a naval auxiliary in time of war, and so designated by the Secretary of the Navy. The captain or owner must also be a member of the Navy or Naval Reserve.

b. When any vessel that has been authorized to fly the Naval Reserve Yacht Pennant is, for any reason, no longer eligible to fly it, the certificate of authorization shall be returned to the Chief of Naval Operations for cancellation.

ORIGINAL

c. Application for a warrant to fly the Naval Reserve Yacht Pennant should be made to the Chief of Naval Operations (via the applicant's CNO area representative in the case of inactive Naval Reserve personnel). The Navy Department does not provide the pennant, but it may be manufactured or procured locally.

1716. NAVAL RESERVE YACHT OWNER'S DISTINGUISHING PENNANT

The Naval Reserve Yacht Owner's Distinguishing Pennant is authorized to be flown as a personal pennant by individuals who made a yacht or other vessels available to the Navy during World Word II. It may be displayed on any craft owned or chartered by such individuals.



1717. MERCHANT MARINE NAVAL RESERVE FLAG

A suitable flag has been prescribed by the Secretary of the Navy which may be flown from seagoing vessels, documented under the law of the United States, as an emblem of the Merchant Marine Naval Reserve under the warrant issued for each vessel by the Secretary of the Navy. This flag may not be flown in lieu of the national ensign.

a. In order to be eligible for such awarrant, the vessel must first be determined by the Chief of Naval Operations as suitable for service as a Naval Auxiliary in time of war and so designated by the Secretary of the Navy. In addition, the master or commanding officer and not less than 50 percent of the other licensed officers must be members of the Navy or the Naval Reserve.



b. The flag is normally flown from a signal halyard (triatric stay) when the vessel is in port.

c. When any vessel which has been authorized to fly a Merchant Marine Naval Reserve flag is, for any reason, no longer eligible to fly the flag, the warrant of authorization shall be returned to the Chief of Naval Operations for cancellation.

d. The flag is of the burgee type and consists of a blue field upon which is mounted an emblem of a red, white and blue shield over two crossed anchors all topped by a white spread eagle. This flag is not available through supply channels and must be manufactured locally.

1718. MAKING UP A FLAG FOR "BREAKING"

a. The practice of "breaking" certain flags and pennants has been followed for many years and is a sign of a smart ship. Flags and pennants should be made up and ready for breaking in the following situations:

- (1) Man overboard
- (2) Breakdown of the ship
- (3) Assuming the guide
- (4) Displaying absentee pennants

ORIGINAL

(5) Displaying personal flags and pennants

b. The national ensign is never "broken" but always hoisted briskly and smartly.

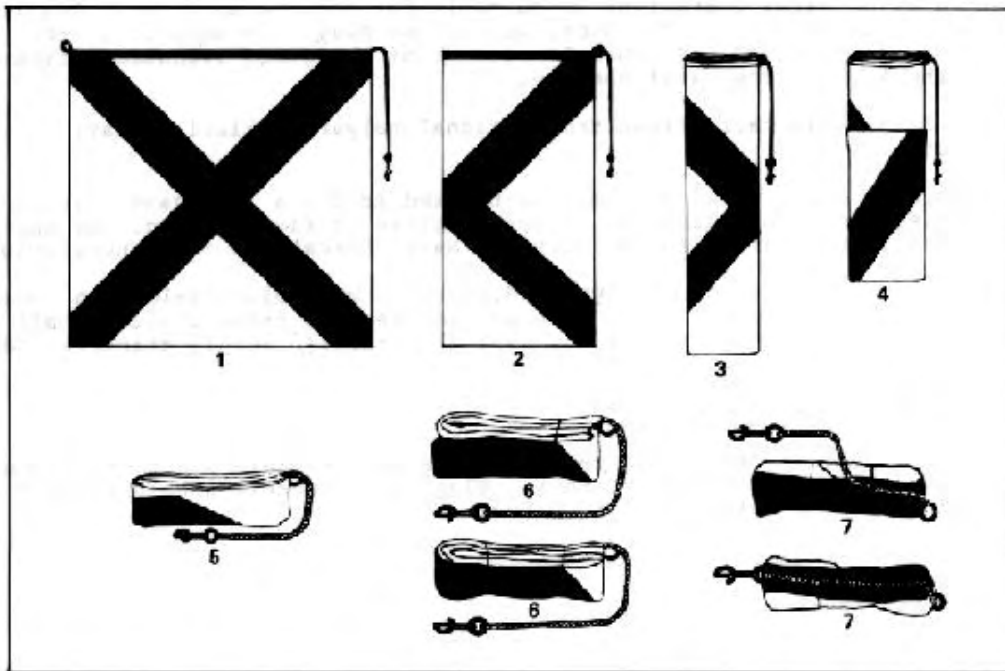
c. The most commonly used method for making up a flag for breaking is shown in the steps and illustrations below:

(1) Usually two men hold the flag while folding it into proper form, or if only one man is available, the flag is laid out on a desk, hoist end away, with the ring on the left and the snap on the right.

(2) The flag is folded to the right, so that the left half just covers the right half.

(3) The flag is folded again from left to right so that the left half just covers the right half.

(4) The fly end is folded up so that it is positioned



approximately three-quarters of the way toward the hoist end of the flag.

(5) Starting with the folded end away from the snap, the flag is tightly rolled toward the hoist.

(6) Approximately two inches in from each end of the resulting roll, two turns of white twine are wrapped around the rolled flag and securely tied.

(7) The tail (distance) line connecting the snap to the flag is inserted under the twine at the ring end and looped around the twine. With the remaining portion of the tail line, this operation is repeated

ORIGINAL

around the twine at the other end of the rolled flag.

(8) The flag is now ready for breaking. When the flag is hoisted and a sharp downward pull is made on the halyard, the twine will snap and the flag will deploy.

Note that the numbers under each part of the illustration correspond to the steps described.

1719. SHIPS PASSING USS ARIZONA MEMORIAL


When a ship of the Navy is passing the USS ARIZONA Memorial, Pearl Harbor, Hawaii between sunrise and sunset, passing honors consisting of sounding "Attention" and rendering the hand salute by all persons in view on deck and not in ranks shall be executed by that ship.

1720. CEREMONIAL BUNTING

In accordance with the instructions contained in the Flag Code for the National Flag of the United States of America, bunting of blue, white, and red, arranged with the blue above, the white in the middle and the red below, should be used for covering a speaker's desk, draping the front of a platform, and for decoration in general.

1721. RED CROSS FLAG (GENEVA CONVENTION FLAG)

a. The Red Cross Flag is displayed at the sanitary branch (dispensary, infirmary) of an activity of the naval shore establishment. It is either flown from a separate staff or from a gaff or signal yard of the staff flying the national ensign, but always in company with the national ensign, indicating that the area immediately surrounding it is entitled to protection under the rules of the Geneva Convention. It is not flown by the military services on the same halyard as the national ensign. Boats engaged in sanitary service and hospital boats of landing parties display the Red Cross flag from a staff in the bow.



b. Some nations in the Middle East regard the cross as a symbol contrary to their religious beliefs. Instead of a Red Cross Flag, they use a Red Crescent on a White field as an indication of a mission of mercy or amnesty from attack.

1722. IDENTIFICATION OF MEDICAL TRANSPORTS

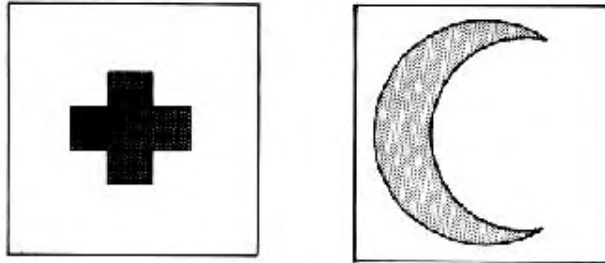
The information herein is provided by Notice To Mariners 52/85 (NM 52/85):

IDENTIFICATION OF MEDICAL TRANSPORTS IN ARMED
CONFLICT AND PERMANENT IDENTIFICATION
OF RESCUE CRAFT*

Shape, color, and positioning of emblems for medical transports

ORIGINAL

1. The following emblems can be used separately or together to show that a vessel is protected as a medical transport under the Geneva Convention.



2. The emblem, positioned on the vessel's sides, bow, stern and deck, shall be painted dark red on a white background.

a. On the vessel's sides the emblem shall extend from the waterline to the top of the ship's hull.

b. The emblems on the vessel's bow and stern must, if necessary, be painted on a wooden structure so as to be clearly visible to other vessels ahead or astern.

c. The deck emblem must be as clear of the vessel's equipment as possible to be clearly visible from aircraft.

3. In order to provide the desired contrast for infrared film or instruments, the red emblem must be painted on top of a black primer paint.

4. Emblems may also be made of materials which make them recognizable by technical means of detecting.

Illumination

At night and in restricted visibility the emblems shall be illuminated or lit.

At night and in restricted visibility all deck and overside lights must be fully lit to indicate that the vessel is engaged in medical operations.

* In accordance with article 27 of the Second Geneva Convention of 12 August 1949, this chapter also applies to the coastal rescue craft.

1723. CORD AND TASSELS

a. Cord and tassels are supplied in only one length, that being 8 feet 6 inches (plus or minus one inch) which includes the tassels at each end. They are attached to the flagstaff by means of a lark's head knot (also called a cow hitch) and are fastened just below the flagstaff ornaments so that the bitter ends fall free and are equidistant from the knot. The various colors in which cord and tassels are manufactured and the flags with which they are to be used are shown below:

Class 1 - Red, White and Blue

(a) National Colors

(b) President of the United States

ORIGINAL

- Class 2 - Medium Blue and White
 - (a) Chairman of the Joint Chiefs of Staff
 - (b) Secretary of Defense
 - (c) Deputy Secretary of Defense
- Class 3 - Scarlet and White
 - (a) Assistant Secretaries of Defense
 - (b) Secretary of the Army
 - (c) Under Secretary of the Army
 - (d) Chief of Staff of the Army
 - (e) Vice Chief of Staff of the Army
 - (f) General of the Army
- Class 4 - Blue and White
 - (a) Vice President of the United States
 - (b) Assistant Secretaries of the Army
 - (c) Coast Guard Standard
- Class 5 - Ultramarine Blue and U.S. Air Force Yellow
 - (a) Secretary of the Air Force
 - (b) Under Secretary of the Air Force
 - (c) Assistant Secretaries of the Air Force
 - (d) Chief of Staff of the Air Force
- Class 6 - Gray, Black and Golden Yellow
 - (a) United States Corps of Cadets
- Class 7 - Golden Yellow
 - (a) Secretary of the Navy
 - (b) Under Secretary of the Navy
 - (c) Assistant Secretaries of the Navy
 - (d) Chief of Naval Operations and flag officers assigned to OPNAV
- Class 8 - Scarlet and Yellow
 - (a) Marine Corps Standard

b. The colors of the cord and various portions of the tassel are shown in the following table:

ORIGINAL

TABLE OF COLORS OF CORD AND TASSEL COMPONENT

| CLASS | CORD | BRAID OVER WOOD MOULD | SKIRTS | GROUSE CORD |
|---------|--|---|---|----------------|
| Class 1 | Red White Blue | Red White Blue | Red White Blue | Red |
| Class 2 | Medium Blue White | Blue | Blue | Blue |
| Class 3 | Scarlet White | Scarlet White | Scarlet White | Scarlet |
| Class 4 | Blue White | Blue White | Blue White | Blue |
| Class 5 | Ultramarine Blue U.S. Air Force Yellow | Blue U.S. Air Force Yellow | Blue U.S. Air Force Yellow | Blue |
| Class 6 | Gray Black Golden Yellow | Gray Black Golden Yellow | Gray Black Golden Yellow | Black |
| Class 7 | Golden Yellow | Golden Yellow | Golden Yellow | Golden |
| Class 8 | Scarlet Yellow | Yellow | Scarlet Yellow | Scarlet |

c. Cord and tassels may be used only with the personal flags of the officials and officers listed herein. Cord and tassels are not authorized for the personal flags of:

- (1) Navy flag officers (except as listed herein).
- (2) Commandant of the Marine Corps
- (3) General officers of the Marine Corps

1724. MILITARY ORDER OF PRECEDENCE

Pertinent parts of Department of Defense Directive 1005.8 of 31 October 1977 entitled "Order of Precedence of Member of Armed Forces of the United States when in Formations" follow:

By virtue of the authority vested in the Secretary of Defense, under the provisions of Title 10, United States Code, Section 133(B) and pursuant to agreement with the Secretary of Transportation and the Secretary of

ORIGINAL

Commerce, members of the armed forces of the United States and Merchant Marine Midshipmen shall take precedence in the following order when in formations:

1. Cadets, United States Military Academy
2. Midshipmen, United States Naval Academy
3. Cadets, United States Air Force Academy
4. Cadets, United States Coast Guard Academy
5. Midshipmen, United States Merchant Marine Academy
6. United States Army
7. United States Marine Corps
8. United States Navy
9. United States Air Force
10. United States Coast Guard
11. Army National Guard of the United States
12. Army Reserve
13. Marine Corps Reserve
14. Naval Reserve
15. Air National Guard of the United States
16. Air Force Reserve
17. Coast Guard Reserve
18. Other training organizations of the Army, Marine Corps, Navy, Air Force, and Coast Guard in that order respectively. Provided, however, that during any period when the United States Coast Guard shall operate as part of the United States Navy, the Cadets, U.S. Coast Guard Academy; the United States Coast Guard; and the Coast Guard Reserve, shall take precedence, respectively, next after the Midshipmen, United States Naval Academy; the United States Navy; and the Naval Reserve.

ORIGINAL

1725. QUICK - LOOK TABLE FOR DISPLAY OF FLAGS/PENNANTS

The nation ensign, union jack, personal flags, command or commission pennant shall be displayed from ships and craft of the Navy as specified in the following table:

| COMMAND STATUS OF COMMISSION SHIP | NATIONAL ENSIGN | UNION JACK DISPLAYED | PERSONAL FLAG, PENNANT, OR PENNANT DISPLAYED |
|--|--------------------|----------------------------|--|
|--|--------------------|----------------------------|--|

Active:

| | | | |
|---------------|-----|-----|---------|
| In commission | Yes | Yes | Yes |
| In service | Yes | Yes | No *(2) |

Inactive:

| | | | |
|----------------------------------|---------|-----|-----|
| In commission, In reserve | Yes | Yes | Yes |
| In service, in reserve | Yes | Yes | No |
| Out of Commission, in reserve | No *(1) | No | No |
| Out of service in reserve | No *(1) | No | No |

Special Status:

| | | | |
|-------------------------------|---------|-----|-----|
| In commission special | Yes | Yes | Yes |
| In service, special | Yes | Yes | No |
| Out of commission, special | No *(1) | No | No |
| Out of Service, special | No *(1) | No | No |

*(1) National ensign shall be displayed if necessary to indicate the national identity of the ship.

*(2) Applies to the display of the commission pennant only. A flag officer or unit commander embarked may display a personal flag or command pennant except in U.S. Naval Ship, (USNS).

CHAPTER 18

PERSONAL FLAGS OF CIVIL OFFICIALS AND MILITARY OFFICERS

1801. PERSONAL FLAG OF THE PRESIDENT OF THE UNITED STATES

The flag of the President of the United States shall consist of a dark blue rectangular background of sizes and proportions to conform to service custom, on which shall appear the coat of arms of the President centered and in proper colors. Surrounding the coat of arms shall be a circle of white stars, of number equal to the number of states in the Union. The proportions of the elements of the coat of arms shall be in direct relation to the hoist while the fly shall vary according to the custom of the various services. Three sides of the flag are trimmed with a fringe of silver and gold bullion 2 1/2 inches wide. The cord and tassels are red, white, and blue strands.



The Naval Sea System Command furnishes to the Naval Aide to the President such quantities and sizes of personal flags of the President as may be required incident to official visits by the President to ships and stations. The Presidents's advance party will deliver the necessary flags to these activities as required. Specific requests for personal flags of the President should, therefore, not be submitted.

1802. PERSONAL FLAG OF THE VICE PRESIDENT OF THE UNITED STATES



The flag of the Vice President of the United States shall consist of a white rectangular background of sizes and proportions to conform to service custom, on which shall appear the coat of arms of the Vice President centered and in proper colors. In each corner there shall be a blue 5-point star with one point upward. The proportion of the elements of the coat of arms shall be in direct relation to the hoist, while the fly shall vary according to the customs of the various services. The flag has a blue fringe 2 1/2 inches wide on three sides. The cord and tassels are of blue and white strands.

1803. PERSONAL FLAG OF THE SECRETARY OF DEFENSE

The flag of the Secretary of Defense shall consist of a rectangular field of medium blue color in each corner of which shall be a white 5-pointed star with one point upward. In the center of the flag will be an American bald eagle, with wings displayed horizontally, grasping three crossed arrows and bearing on its breast a shield. The flag will be trimmed on three sides with a white fringe 2 1/2 inches wide. The appropriate cord and tassels are medium blue and white.



ORIGINAL

1804. PERSONAL FLAG OF THE DEPUTY SECRETARY OF DEFENSE

The flag of the Deputy Secretary of Defense shall be the same design as that used for the Secretary of Defense except that the color of the stars and field are reversed. The flag is trimmed with a 2 1/2 inch medium blue fringe on three sides while the cord and tassels are medium blue and white.

1805. PERSONAL FLAGS OF THE ASSISTANT SECRETARIES OF DEFENSE

The flag of the Assistant Secretaries of the Defense shall be the same as that approved for the Deputy Secretary of Defense except that the stars and fringe shall be scarlet while the appropriate cord and tassels are of scarlet and white.

1806. PERSONAL FLAG OF THE SECRETARY OF THE NAVY



The flag of the Secretary of the Navy shall consist of a rectangular blue field with a fouled white anchor in the center. Four white stars flank the anchor, two on each side, all with one point of each star upward. A gold fringe is authorized for use on the flag when it is displayed in a static, indoor position. The cord and tassels are of golden yellow.

1807. PERSONAL FLAG OF THE UNDER SECRETARY OF THE NAVY

The flag of the Under Secretary of the Navy is the same design as that for the Secretary of the Navy except that the field is red and the anchor and stars are white. A gold fringe is authorized for use on the flag when it is displayed in a static, indoor position. The cord and tassels are of golden yellow.

1808. PERSONAL FLAGS OF THE ASSISTANT SECRETARIES OF THE NAVY

The flags of each of the Assistant Secretaries of the Navy are the same design as that for the Secretary of the Navy except that the field is white and the anchor and stars are blue. Gold fringe is authorized for use with the flag when it is displayed in a static, indoor position. The cord and tassels are of golden yellow. The flag is the personal flag of the Assistant Secretaries of the Navy for Financial Management, Installation and Logistics, and Research and Development.

1809. PERSONAL FLAG OF THE CHAIRMAN OF THE JOINT CHIEFS OF STAFF

The flag of the Chairman of the Joint Chiefs of Staff shall consist of a medium blue and white rectangular field divided diagonally from upper hoist to lower fly, the medium blue to the upper right and the white to the lower left. In the center will be an American bald eagle, with wings displayed horizontally, grasping three crossed arrows and bearing on its breast a shield. Arranged on an imaginary diagonal line from the lower hoist to the upper fly are four, 5-pointed stars with one point of each upward. The two white stars are on the medium



ORIGINAL

blue field while the two medium blue stars are on the white field. The flag is trimmed on three edges with a fringe of yellow which is 2 1/2 inches wide. The cord and tassels are medium blue and white.

1810. PERSONAL FLAG OF THE CHIEF OF NAVAL OPERATIONS



The personal flag of the Chief of Naval Operations consists of a blue and white rectangular background divided diagonally from lower hoist to upper fly, blue above and white below. In the center of the flag appears an adaption of the center of the official seal of the Chief of Naval Operations, consisting of an eagle clutching an anchor, all in proper colors, encircled by fifty links of gold chain. Directly above, below and to each side of the circular center design is a 5-point star with one point upward. On the blue field the two stars are white and on the white field the two stars are blue. A gold fringe is authorized for use with the flag when it is displayed in a static indoor position. The cord and tassels are of golden yellow.

The personal aide to CNO has control of this flag, therefore, it is not available through supply channels.

1811. PERSONAL FLAG OF THE VICE CHIEF OF NAVAL OPERATIONS

The personal flag of the Vice Chief of Naval Operations consists of a blue and white rectangular background divided diagonally from the lower hoist to upper fly and again diagonally from the upper hoist to lower fly, the upper and lower sections white and the horizontal sections blue. In the center of the flag appears an adaption of the center of the official seal of the Chief of Naval Operations, consisting of an eagle clutching an anchor, all in proper colors, encircled by fifty links of gold chain. Directly above and below, and to each side of the circular center design at the four cardinal compass points, is a 5-point star with one point upward. On the blue field the two stars are white and on the white field the other two stars are blue. For indoor flags a yellow fringe is added.



Until distribution is made through regular supply channels, the aide accompanying the Vice Chief of Naval Operations on a trip will provide the flag on arrival.

ORIGINAL

1812. PERSONAL FLAG OF A FLEET ADMIRAL OF THE U.S. NAVY



The flag of a Fleet Admiral consists of a rectangular Navy blue field with a circle of five, 5-pointed, white stars centered and evenly spaced on the field. Each of the stars has one point upward.

1813. PERSONAL FLAG OF AN ADMIRAL OF THE U.S. NAVY

The flag of an Admiral of the U.S. Navy is the same design as that for a Fleet Admiral except that there are four, white, 5-pointed stars arranged in a diamond array, centered and evenly spaced.



1814. PERSONAL FLAG OF A VICE ADMIRAL OF THE U.S. NAVY




The flag of a Vice Admiral of the U.S. Navy is the same design as that for a Fleet Admiral's flag except that there are only three, white, 5-pointed stars arranged in a triangular formation, centered and evenly spaced.

1815. PERSONAL FLAG OF A REAR ADMIRAL OF THE U.S. NAVY

The flag of a Rear Admiral of the U.S. Navy is the same design as that for a Fleet Admiral except that there are two, white, 5-pointed stars arranged in a vertical line and centered.



1816. PERSONAL FLAG OF A REAR ADMIRAL (LOWER HALF) OF THE U.S. NAVY



The flag of a Rear Admiral (L/H) of the U.S. Navy is the same design as that for a Fleet Admiral except that there is a single, white, 5-pointed star mounted in the center.

ORIGINAL

1817. PERSONAL FLAG OF FLAG OFFICER NOT ELEGIBLE FOR COMMAND AT SEA

The flag for a flag officer not eligible for command at sea shall be the same as those of equivalent flag rank described in the above paragraphs with the exception that the flag colors are reversed, with the blue stars on a white field.



1818. CORD, TASSELS AND FRINGE

Personal flags of flag officers of the U.S. Navy may have gold fringe attached when displayed indoors. Cord and tassels are authorized only for the personal flags of the Chief of Naval Operations and flag officers assigned to OPNAV. They are to be used for indoor display and shall conform to the colors prescribed in Chapter 17.

1819. BROAD AND BURGEE COMMAND PENNANTS

a. The broad and burgee command pennant shall be the personal command pennants of an officer of the Navy, not a flag officer, commanding a unit of ships or aircraft in the administrative organization of the U.S. Navy.

b. The broad command pennant shall indicate command of:

(1) A force, flotilla/group, i.e., PHIBGRU, SEVGRU, of squadron or ships of any type

(2) An aircraft wing

c. The burgee command pennant shall indicate command of:

(1) A division of ships other than aircraft carriers, or cruisers

(2) A major subdivision of an aircraft wing

d. The broad and burgee command pennants shall be shown with numerals to indicate the organizational number of a command within a type, when numerals are assigned. When two commanders within a type are entitled to display the same command pennant and have the same organizational number in different echelons of command, the commander in the higher echelon shall use Roman numerals on the pennant. In all other cases, Arabic numerals shall be used. Blue numerals shall be used on group command pennants and red numerals on burgee command pennants.

e. Officers are not entitled to fly a command pennant based solely on command of the following units:

(1) Task organization (TF, TG, TU, TE)

(2) Commands with only reserve fleet ships or craft assigned.

f. Commands with only U.S. Naval Ships (USNS), those under operational control of Military Sealift Command, or non-commissioned ships or craft assigned.

ORIGINAL

g. The broad and burgee command pennants are both swallow-tailed pennants. The broad command pennant consists of a white field with a Navy blue border on the upper and lower edges. The burgee command pennant is similar except that the borders are of red and the taper towards the fly end is more pronounced than in the broad command pennant. While the burgee pennant is symmetrical about the horizontal center line, the broad command pennant tapers only on the upper fly; the lower fly is not tapered. The numerals surcharged on these pennants are Navy blue for the broad command pennant and red for the burgee command pennant. Illustrations are shown in Annex D.

ORIGINAL

ANNEX A

FLAG CODE FOR THE NATIONAL FLAG OF THE UNITED STATES OF AMERICA

1. RESOLVED BY THE SENATE AND HOUSE OF REPRESENTATIVES OF THE UNITED STATES OF AMERICA IN CONGRESS ASSEMBLED

That Public Law Number 94-344 approved July 7, 1976, entitled "Joint resolution to codify and emphasize existing rules and customs pertaining to the display and use of the flag of the United States of America", be, and the same is hereby amended to read as follows:

That the following codification of existing rules and customs pertaining to the display and use of the flag of the United States of America be, and it is hereby established for the use of such civilians or civilian groups or organizations as may not be required to conform with regulations promulgated by one or more executive departments of the Government of the United States. The flag of the United States for the purpose of this chapter shall be defined according to title 4, United States Code, chapter 1, section 1 and section 2 and Executive Order 10834 issued pursuant thereto.

SEC. 2.(a) It is the universal custom to display the flag only from sunrise to sunset on buildings and on stationary flagstaffs in the open. However, when a patriotic effect is desired, the flag may be displayed twenty-four hours a day if properly illuminated during the hours of darkness.

The flag should be hoisted briskly and lowered ceremoniously.

The flag should not be displayed on days when the weather is inclement, except when an all weather flag is displayed.

The flag should be displayed on all days, especially on New Year's Day, January 1; Inauguration Day, January 20; Lincoln's Birthday, February 12; Washington's Birthday, third Monday in February; Easter Sunday (variable); Mother's Day, second Sunday in May; Armed Forces Day, third Saturday in May; Memorial Day (half-staff until noon), the last Monday in May; Flag Day, June 14; Independence Day, July 4; Labor Day, first Monday in September; Constitution Day, September 17; Columbus Day, second Monday in October; October 13; Navy Day, October 27; Veterans Day, November 11; Thanksgiving Day, fourth Thursday in November; Christmas Day, December 25; and such other days as may be proclaimed by the President of the United States; the birthdays of States (date of admission); and on State holidays.

The flag should be displayed daily, on or near the main administration building of every public institution.

The flag should be displayed in or near every polling place on election days.

The flag should be displayed during school days in or near every school.

SEC. 3 That the flag, when carried in a procession with another flag or flags, should either be on the marching right; that is, the flag's own right, or if there is a line of other flags, in front of the center of that line.

The flag should not be displayed on a float in a parade except from a staff.

The flag should not be draped over the hood, top, sides, or back of a vehicle or of a railroad train, or a boat. When the flag is displayed on a motorcar, the staff shall be fixed firmly to the right fender.

No other flag or pennant should be placed above or, if on the same level,

ORIGINAL

to the right of the flag of the United States of America except during church services conducted by naval chaplains at sea, when the church or Jewish worship pennant may be flown above the flag during church services for personnel of the Navy. No person shall display the flag of the United Nations or any other national or international flag equal, above, or in a position of superior prominence or honor to, or in place of, the flag of the United States at any place within the United States or any territory or possession thereof; provided, that nothing in this section shall make unlawful the continuance of the practice heretofore followed of displaying the flag of the United Nations in a position of superior prominence or honor, and other national flags in position of equal prominence or honor, with that of the flag of the United States at the headquarters of the United Nations.

The flag of the United States of America, when it is displayed with another flag against a wall from crossed staffs, should be on the right, the flag's own right, and its staff should be in front of the staff of the other flag.

The flag of the United States of America should be at the center and at the highest point of the group when a number of flags of states or localities or pennants of societies are grouped and displayed from staffs.

When flags of states, cities, or localities, or pennants of societies are flown on the same halyard with the flag of the United States, the latter should always be at the peak. When the flags are flown from adjacent staffs, the flag of the United States should be hoisted first and lowered last. No such flag or pennant may be placed above the flag of the United States or to the United States flag's right.

When flags of two or more nations are displayed, they are to be flown from separate staffs of the same height. The flags should be of approximately equal size. International usage forbids the display of the flag of one nation above that of another nation in time of peace.

When the flag of the United States is displayed from a staff projecting horizontally or at an angle from the window sill, balcony, or front of a building, the union of the flag should be placed at the peak of the staff unless the flag is at half-staff. When the flag is suspended over a sidewalk from a rope extending from a house to a pole at the edge of the sidewalk, the flag should be hoisted out, union first, from the building.

When displayed either horizontally or vertically against a wall, the union should be uppermost and to the flag's own right, that is, to the observer's left. When displayed in a window, the flag should be displayed in the same way, with the union or blue field to the left of the observer in the street.

When the flag is displayed over the middle of the street, it should be suspended vertically with the union to the north in an east and west street or to the east in a north and south street.

When used on a speaker's platform, the flag, if displayed flat, should be displayed above and behind the speaker. When displayed from a staff in a church or public auditorium, the flag of the United States of America should hold the position of superior prominence, in advance of the audience, and in the position of honor at the clergyman's or speaker's right as he faces the audience. Any other flag so displayed should be placed on the left of the clergyman or speaker or to the right of the audience.

The flag should form a distinctive feature of the ceremony of unveiling a statue or monument, but it should never be used as the covering for the statue or monument. The flag, when flown at half-staff, should be first hoisted to the peak for an instant and then lowered to the half-staff position. The flag should be again raised to the peak before it is lowered for the day. On Memorial Day the

ORIGINAL

flag should be displayed at half-staff until noon only, then raised to the top of the staff. By order of the President, the flag shall be flown at half-staff upon the death of principal figures of the United States Government and the Governor of a State, territory, or possession, as a mark of respect to their memory. In the event of the death of other officials or foreign dignitaries, the flag is to be displayed at half-staff according to Presidential instructions or orders, or in accordance with recognized customs or practices not inconsistent with law. In the event of the death of a present or former official of the government of any State, territory, or possession of the United States, the Governor of that State, territory, or possession may proclaim that the National flag shall be flown at half-staff. The flag shall be flown at half-staff thirty days from the death of the President or former President; ten days from the day of death of the Vice President, the Chief Justice or a retired Chief Justice of the United States, or the Speaker of the House of Representatives; from the day of death until interment of an Associate Justice of the Supreme Court, a Secretary of an executive or military department, a former Vice President, or the Governor of a State, territory, or possession; and on the day of death and the following day for a Member of Congress. As used in this subsection-

the term 'half-staff' means the position of the flag when it is one-half the distance between the top and bottom of the staff;

the term 'executive or military department' means any agency listed under section 101 and 102 of title 5, United States Code; and

the term 'Member of Congress' means a Senator, a Representative, a Delegate, or the Resident Commissioner from Puerto Rico.

When the flag is used to cover a casket, it should be so placed that the union is at the head and over the left shoulder. The flag should not be lowered into the grave or allowed to touch the ground.

When the flag is suspended across a corridor or lobby in a building with only one main entrance, it should be suspended vertically with the union of the flag to the observer's left upon entering. If the building has more than one main entrance, the flag should be suspended vertically near the center of the corridor or lobby with the union to the north, when entrances are to the east and west or to the east when entrances are to the north and south. If there are entrances in more than two directions, the union should be to the east.

SEC. 4 That no disrespect should be shown to the flag of the United States of America; the flag should not be dipped to any person or thing. Regimental colors, state flags, and organization or institutional flags are to be dipped as a mark of honor.

The flag should never be displayed with the union down except as a signal of dire distress in instances of extreme danger to life or property.

The flag should never touch anything beneath it, such as the ground, the floor, water, or merchandise.

The flag should never be carried flat or horizontally, but always aloft and free.

The flag should never be used as wearing apparel, or drapery. It should never be festooned, drawn back, nor up, in folds, but always allowed to fall free. Bunting of blue, white, and red, always arranged with the blue above, the white in the middle, and the red below, should be used for covering a speaker's desk, draping the front of a platform, and for decoration in general.

The flag should never be fastened, displayed, used, or stored in such a manner as will permit it to be easily torn, soiled, or damaged in any way.

ORIGINAL

The flag should never be used as a covering for a ceiling.

The flag should never have placed upon it, or on any part of it, nor attached to it any mark, insignia, letter, word, figure, design, picture or drawing of any nature.

The flag should never be used as a receptacle for receiving, holding, carrying, or delivering anything.

The flag should never be used for advertising purposes in any manner whatsoever. It should not be embroidered on such articles as cushions or handkerchiefs and the like, printed or otherwise impressed on paper napkins or boxes or anything that is designed for temporary use and discard. Advertising signs should be fastened to a staff or halyard from which the flag is flown.

No part of the flag should ever be used as a costume or athletic uniform. However, a flag patch may be affixed to the uniform of military personnel, firemen, policemen, and members of patriotic organizations. The flag represents a living country and is itself considered a living thing. Therefore, the lapel flag pin being a replica, should be worn on the left lapel near the heart.

The flag, when it is in such condition that it is no longer a fitting emblem for display, should be destroyed in a dignified way, preferably by burning.

SEC. 5 During the ceremony of hoisting or lowering the flag or when the flag is passing in a parade or in review, all persons present except those in uniform should face the flag and stand at attention with the right hand over the heart. Those present in uniform should render the military salute. When not in uniform, men should remove their headdress with their right hand and hold it at the left shoulder, the hand being over the heart.

Aliens should stand at attention. The salute to the flag in a moving column should be rendered at the moment the flag passes.

SEC. 6 During rendition of the national anthem when the flag is displayed, all present except those in uniform should stand at attention facing the flag with the right hand over the heart. Men not in uniform should remove their headdress with their right hand and hold it at the left shoulder, the hand being over the heart. Persons in uniform should render the military salute at the first note of the anthem and retain this position until the last note. When the flag is not displayed, those present should face toward the music and act in the same manner they would if the flag were displayed there.

SEC. 7 The Pledge of Allegiance to the Flag, 'I pledge allegiance to the flag of the United States of America and to the Republic for which it stands, one Nation under God, indivisible, with liberty and justice for all.' should be rendered by standing at attention with the right hand over the heart. When not in uniform men should remove their headdress with their right hand and hold it at the left shoulder, the hand being over the heart. Persons in uniform should remain silent, face the flag, and render the military salute.

SEC. 8 Any rule or custom pertaining to the display of the flag of the United States of America, set forth herein, may be altered, modified, or repealed, or additional rules with respect thereto may be prescribed, by the Commander in Chief of the Armed Forces of the United States, whenever he deems it to be appropriate or desirable; and any such alteration or additional rule shall be set forth in a proclamation.

ORIGINAL

ANNEX B

THE UNITED NATIONS FLAG

1. DISPLAY OF THE UNITED NATIONS FLAG

a. The following policy from Department of Defense Directive Number 1005.1 of 30 June 1952 is effective for the armed forces of the United States concerning the display of the United Nations flag:

(1) The United Nations flag will be displayed at installations of the armed forces of the United States only on occasion of visits of high dignitaries of the United Nations while in the performance of their duties with the United Nations. When so displayed it will be displayed with the United States flag; both flags will be of approximately the same size and flown on the same level, the flag of the United States in the position of honor on the right (i.e., observer's left).

(2) The United Nations flag will be carried by troops on occasions when the United Nations or high dignitaries thereof are to be honored. When so carried, the United Nations flag will be carried on the marching left of the United States flag and other United States colors or standards normally carried by such troops.

b. On occasions similar to those referred to in paragraph 1.a.(1) above, U.S. Navy ships will display the United Nations flag in the same manner as prescribed for a foreign ensign during visits of a foreign president or sovereign.

c. Except as indicated in the above three paragraphs, the United Nations flag will be displayed by United States armed forces only when so authorized by the President of the United States.

2. PERSONAL FLAGS OF UNITED NATIONS OR TREATY ORGANIZATION OFFICIALS

The personal flags of United Nations or treaty organization officials, such as the North Atlantic Treaty Organization (NATO), will not be displayed when these officers are embarked in U.S. Navy ships, unless the officer holding such office qualifies for displaying his personal flag by being a U.S. Navy flag officer eligible for command at sea.

3. UNITED NATIONS FLAG CODE

The remaining portion of this annex contains extracts from the United Nations Flag Code and Regulations as amended. The format and paragraph numbering does not follow that utilized throughout the remainder of this publication.

4. THE UNITED NATIONS FLAG CODE AS AMENDED ON NOVEMBER 11, 1952

Whereas by resolution 167 (II) of 20 October 1947 the General Assembly decided that the flag of the United Nations should be the official emblem adopted by the General Assembly in resolution 92 (I) of 7 December 1946, centered on a United Nations blue background, and authorized the Secretary-General to adopt a Flag Code, having in mind the desirability of a regulated use of the flag and the protection of its dignity;

Whereas under this authority a Flag Code was issued by the Secretary-General on 19 December 1947; and

Whereas it has become desirable to amend this Flag Code to permit display of the United Nations Flag by organizations and persons desiring to demonstrate their support of the United Nations;

ORIGINAL

NTP 13(B)

The Secretary-General, by virtue of the authority vested in him, hereby rescinds the Flag Code of 19 December 1947 and adopts the following Flag Code:

1. DESIGN OF FLAG

The flag of the United Nations shall be the official emblem of the United Nations, centered on a United Nations blue background. Such emblem shall appear in white on both sides of the flag except when otherwise prescribed by regulation. The flag shall be made in such sizes as may from time to time be prescribed by regulation.

2. DIGNITY OF FLAG

The flag shall not be subjected to any indignity.

3. FLAG PROTOCOL

(1) The flag of the United Nations shall not be subordinated to any other flag.

(2) The manner in which the flag of the United Nations may be flown, in relation to any other flag, shall be prescribed by regulation.

4. USE OF FLAG BY THE UNITED NATIONS AND SPECIALIZED AGENCIES OF THE UNITED NATIONS

(1) The flag shall be flown:

(a) From all buildings, offices and other property occupied by the United Nations.

(b) From any official residence when such residence has been so designated by regulations.

(2) The flag shall be used by any unit acting on behalf of the United Nations such as any Committee or Commission or other entity established by the United Nations in such circumstances not covered in this Code as may become necessary in the interests of the United Nations.

(3) The flag may be flown from all buildings, offices and other property occupied by any specialized agency of the United Nations.

5. USE OF FLAG GENERALLY

The flag may be used in accordance with this Flag Code by Governments, organizations and individuals to demonstrate support of the United Nations and to further its principles and purposes. The manner and circumstances of display shall conform, in so far as appropriate, to the laws and customs applicable to the display of the national flag of the country in which the display is made.

6. USE OF FLAG IN MILITARY OPERATIONS

The flag may be used in military operations only upon express authorization to that effect by a competent organ of the United Nations.

ORIGINAL

7. PROHIBITION

The flag shall not be used in any manner inconsistent with this Code or with any regulations made pursuant thereto. On no account shall the flag or a replica thereof be used for commercial purposes or in direct association with an article of merchandise.

8. MOURNING

The Secretary-General will prescribe by regulation or otherwise the cases in which the flag shall be flown at half-mast as a sign of mourning.

9. MANUFACTURE AND SALE OF FLAG

(1) The flag may be manufactured for sale only upon written consent of the Secretary-General.

(2) Such consent shall be subject to the following conditions:

(a) The flag shall be sold at a price to be agreed upon with the Secretary-General.

(b) It shall be the responsibility of the manufacturer to ensure that every purchaser of the flag is furnished with a copy of this Code as well as a copy of any regulations issued pursuant thereto, and that each purchaser is informed that his use of the flag is subject to the conditions contained in this Code and in the regulations made pursuant thereto.

10. VIOLATION

Any violation of this Flag Code may be punished in accordance with the law of the country in which such violation takes place.

11. REGULATIONS

(1) The Secretary-General may delegate his authority under this Code.

(2) The Secretary-General or his duly authorized representative is the only person empowered to make regulations under this Code. Such regulations may be made for the purposes indicated in this Code and generally for the purpose of implementing or clarifying any provision of this Code whenever the Secretary-General or his duly authorized representative considers such implementation or clarification necessary.

5. THE UNITED NATIONS FLAG REGULATIONS AS AMENDED ON 1 JANUARY 1967

I. DIMENSIONS OF FLAG

(1) In pursuance to article 1 of the Flag Code the proportions of the United Nations Flag shall be:

(a) Hoist (width) of the United Nations Flag-2

Fly (length) of the United Nations Flag-3;

or

ORIGINAL

(b) Hoist (width) of the United Nations Flag-3

Fly (length) of the United Nations Flag-5;

or

(c) The same proportions as those of the national flag of any country in which the United Nations Flag is flown.

(2) The emblem shall in all cases be one half of the hoist of the United Nations flag and entirely centered.

II. FLAG PROTOCOL

In pursuance to article 3(2) of the United Nations Flag Code the manner in which the United Nations Flag may be displayed is as follows:

1. GENERAL PROVISIONS

(a) Under article 5 of the Flag Code the United Nations Flag may be displayed or otherwise used in accordance with the Flag Code by Governments, organizations, and individuals to demonstrate support of the United Nations and to further its principles and purposes.

(b) The United Nations Flag may be displayed alone or with one or more other flags to demonstrate support of the United Nations and to further its principles and purposes. The Secretary-General may, however, limit such display to special occasions either generally or in particular areas. In special circumstances he may restrict the display of the United Nations Flag to official use by United Nations organs and specialized agencies.

(c) When the United Nations flag is displayed with one or more other flags, all flags so displayed should be displayed on the same level and should be of approximately equal size.

(d) On no account may any flag displayed with the United Nations Flag be displayed on a higher level than the United Nations Flag and on no account may any flag so displayed with the United Nations Flag be larger than the United Nations Flag.

(e) The United Nations Flag may be displayed on either side of any other flag without being deemed to be subordinated to any such flag within the meaning of article 3(1) of the United Nations Flag Code.

(f) The United Nations Flag should normally only be displayed on buildings and on stationary flagstaffs from sunrise to sunset. The United Nations Flag may also be so displayed at night upon special occasions.

(g) The United Nations Flag should never be used as drapery of any sort, never festooned, drawn back, nor up, in folds, but always allowed to fall free.

2. CLOSED CIRCLE OF FLAGS

The United Nations Flag should in no case be made a part of a circle of flags. In such a circle of flags, flags other than the United Nations Flag should be displayed in the English alphabetical order of the countries represented reading clockwise. The United Nations Flag itself should always be displayed on the flagpole in the center of the circle of flags or in an appropriate adjoining area.

ORIGINAL

3. LINE, CLUSTER OR SEMI-CIRCLE OF FLAGS

In line, cluster or semi-circle groupings all flags other than the United Nations Flag shall be displayed in the English alphabetical order of the countries represented starting from the left. The United Nations Flag in such cases, should either be displayed separately in an appropriate area or in the center of the line, cluster or semi-circle or, in cases where two United Nations Flags are available, at both ends of the line, cluster or semi-circle.

4. NATIONAL FLAG OF THE COUNTRY IN WHICH THE DISPLAY TAKES PLACE

(a) The national flag of the country in which the display takes place should appear in its normal position according to the English alphabetical order.

(b) When the country in which the display takes place wishes to make a special display of its national flag, such a special display can only be made where the arrangement of the flags takes the form of a line, cluster or semi-circle grouping, in which case the national flag of the country in which the display is taking place should be displayed at each end of the line of flags separated from the grouping by an interval of not less than one-fifth of the total length of the line.

III. USE OF FLAG GENERALLY

(a) In accordance with article 5 of the United Nations Flag Code, the United Nations Flag may be used to demonstrate the support of the United Nations and to further its principles and purposes.

(b) It is deemed especially appropriate that the United Nations Flag should be displayed on the following occasions:

(i) On all national and official holidays

(ii) On United Nations Day, October 24

(iii) On the occasion of any official event, particularly in honor of the United Nations

(iv) On the occasion of any official event which might or is desired to be related in some way to the United Nations.

IV. PROHIBITIONS

(a) In accordance with article 7 of the United Nations Flag Code, on no account shall the United Nations Flag or a replica thereof be used for commercial purposes or in direct association with an article of merchandise.

(b) Notwithstanding anything to the contrary contained in clause (a) of this section, neither the United Nations Flag nor any replica thereof shall be stamped, printed, engraved or otherwise affixed on any stationery, books, magazines, periodicals or other publications of any nature whatsoever in a manner such as could imply that any such stationery, books, magazines, periodicals or other publications were published by or on behalf of the United Nations unless such is in fact the case or in a manner such as has the effect of advertising a commercial product.

(c) Subject to the provisions of clauses (b) and (d) of this section, neither the United Nations Flag nor any replica thereof should be affixed in any manner on any article of any kind which is not strictly necessary to the display of the United Nations Flag itself. Without restricting the generality of the foregoing sentence the United Nations Flag should not be reproduced on such articles as cushions, handkerchiefs and the like, nor printed nor otherwise

ORIGINAL

impressed on paper napkins or boxes, nor used as any portion of a costume or athletic uniform or other clothing of any kind, nor used on jewelry.

(d) Notwithstanding anything to the contrary contained in this section, a replica of the United Nations Flag may be manufactured in the form of a lapel button.

(e) No mark, insignia, letter, word, figure, design, picture or drawing of any nature shall ever be placed on or attached to the United Nations Flag or placed upon any replica thereof.

V. MOURNING

(a) On the death of a Head of State or Head of Government of a Member State, the United Nations flag will be flown at half-mast at United Nations Headquarters, at the United Nations Office at Geneva and at United Nations offices located in that Member State.

(b) On such occasions, at Headquarters and at Geneva, the United Nations Flag will be flown at half-mast for one day immediately upon learning of the death. If, however, flags have already been flying on that day they will not normally be lowered, but will instead be flown at half-mast on the day following the death.

(c) Should the procedure in paragraph (b) not be practicable due to weather conditions or other reasons, the United Nations Flag may be flown at half-mast on the day of the funeral. Under exceptional circumstances it may be flown at half-mast on both the day of the death and the day of the funeral.

(d) United Nations offices other than those covered by paragraph (a) above, in the case of the death of a national figure or a Head of State or Head of Government of a Member State, will use their discretion, taking into account the local practice, in consultation with the Protocol Office of the Ministry of Foreign Affairs and/or the Dean of the locally accredited Diplomatic Corps.

(e) The Head of a specialized agency is authorized by the Secretary-General to lower the United Nations Flag flown by the agency to half-mast in cases where he wishes to follow the official mourning of the country in which the office of the agency is located. He may also lower the United Nations Flag to half-mast on any occasion when the specialized agency is in official mourning.

(f) The United Nations Flag may also be flown at half-mast on special instructions of the Secretary-General on the death of a world leader who has had a significant connection with the United Nations.

(g) The Secretary-General may in special circumstances decide that the United Nations Flag, wherever displayed, shall be flown at half-mast during a period of official United Nations mourning.

(h) The United Nations Flag when displayed at half-mast should first be hoisted to the peak for an instant and then lowered to the half-mast position. The flag should again be raised to the peak before it is lowered for the day.

(i) When the United Nations Flag is flown at half-mast no other flag will be displayed.

(j) Crepe streamers may be affixed to flagstuffs flying the United Nations Flag in a funeral procession only by order of the Secretary-General of the United Nations.

(k) When the United Nations Flag is used to cover a casket, it should not be lowered into the grave or allowed to touch the ground.

ORIGINAL

VI. MANUFACTURE OF UNITED NATIONS FLAG

In accordance with article 9(2)(a) of the United Nations Flag Code the Secretary-General hereby grants permission to sell the United Nations Flag without reference to the Secretary-General as to the price to be charged.

VII. MEMBERS OF THE UNITED NATIONS

The English alphabetical order of the members of the United Nations is listed below (corrected Oct 1986).

ORIGINAL

NTP 13(B)

| | | |
|-----------------------|---------------------|---------------------|
| Afghanistan | Gabon | Panama |
| Albania | Gambia | Papua New Guinea |
| Algeria | German Democratic | Paraguay |
| Angola | Republic Germany, | Peru |
| Antigua and Barbuda | Federal Republic | Philippines |
| Argentina | of Ghana | Poland |
| Australia | Greece | Portugal |
| Austria | Grenada Guatemala | Qatar |
| Bahamas | Guinea | Romania |
| Bahrain | Guinea - Bissau | Rwanda |
| Bangladesh | Guyana | Saint Christopher |
| Barbados | Haiti | and Nevis |
| Belgium | Honduras | Sainta Lucia |
| Belize | Hungary | Saint Vincent and |
| Benin | Iceland | the Grenadines |
| Bhutan | India | Samoa |
| Bolivia | Indonesia | Sao Tome and |
| Botswana | Iran (Islamisc | PRincipe |
| Brazil | Republic of) | Saudi Arabia |
| Brunei Darussalam | Iraq | Senegal |
| Bulgaria | Ireland | Seychelles |
| Burkina Faso | Israel | Leone |
| Burma | Italy Ivory Coast | Singapore |
| Burundi | Jamaica | Solomon Islands |
| Byelorussian Soviet | Japan | Somalia |
| Socialist Republic | Jordan | Sousth Africa |
| Cameroon | Kenya | Spain |
| Canada | Kuwait | Sri Lanka |
| Cape Verde | Lao People's | Sudan |
| Central African | D e m o c r a t i c | Suriname |
| Republic | Republilc | Swaziland |
| Chad | Lebanon | Sweden |
| Chile | Lesotho | Syrian Arab |
| China | Liberia | Republic Thailand |
| Colombia | Libyan Arab | Togo |
| Comoros | Jamahiriya | Trinidad and Tobago |
| Congo | Luxembourg | Tunisia |
| Costa Rica | Madagascar | Turkey |
| Cuba | Malawi | Uganda |
| Cyprus | Malaysia | Ukrainian Soviet |
| Czechoslovakia | Maldives | Socialist Republic |
| D e m o n c r a t i c | Mali | Union of Soviet |
| Kampuchea | Malta Maurithania | Socialist Republics |
| Democratic Yemen | Mauritius | United Arab |
| Denmark | Mexico | Emirates |
| Djibouti | Mongolia | United Kingdom of |
| Domonica | Morocco | Great Britian and |
| Dominican Republic | Mozambique | Northern Ireland |
| Ecuador | Nepal | United Republic of |
| Egypt | Netherlands | Tanzania |
| El Salvador | New Zealand | United States of |
| Equatorial Guinea | Nicaragua | America |
| Ethiopia | Niger | Uruguay |
| Fiji | Nigeria | Vanuatu |
| Finland | Norway | Viet Nam |
| France | Oman | Yemen |
| | Pakistan | Yugoslavia |
| | | Zaire |
| | | Zambia |
| | | Zimbabwe |

ORIGINAL

ANNEX C

DISPLAY OF THE NATIONAL FLAG AT HALF-MAST

(As authorized in Presidential Proclamation 3044 of 1 March 1954 and U.S. Navy Regulations)

| Occasion | Places | Period | Notification |
|--|---|-----------------------------------|--|
| Death of: President Former President -Elect | All Buildings, grounds and naval vessels of the federal government in District of Columbia, throughout the United States and its territories and possessions. | 30 days from date of death. | From any reliable source including news media. |
| Death of: President Chief Justice of the United States Speaker of the House of Representatives | United States embassies, legations, and other facilities abroad including military facilities, naval vessels and stations. | 10 days from date of death. | Same as above. |
| Death of: Associate Justice of Supreme Court Member of the Cabinet Former Vice President Secretary of the Army Secretary of the Navy Secretary of the Air Force. | Same as above. | From day of death until interment | Same as above. |

ORIGINAL

DISPLAY OF THE NATIONAL FLAG AT HALF-MAST

| Occasion | Places | Period | Notification |
|---|---|---|--|
| Death of: United States Senator United States Representative Territorial Delegate Resident Commissioner from Commonwealth of Puerto Rico | All buildings, grounds and naval vessels of the federal government in metropolitan area of <u>District of Columbia.</u> Buildings, grounds and naval vessels of the federal government in the state, congressional district, territory, or commonwealth of such senator, representative, delegate or commissioner, respectively. | On the day of death and the following <u>day.</u> From day of death until interment. | From any reliable source including <u>media.</u> |
| Death of: Governor of a State, territory or possession. | All buildings, and grounds of the federal government located in the state, territory, or possession of the United States of the deceased. | From day of death until interment. | Same as above. |
| Death of: Chairman or former Chairman of the the Joint Chiefs of Staff United States military officer of 5-star rank Chief or former Chief of Naval Operations Commandant or former Commandant of the Marine Corps. | All ships and stations of the Department of the Navy. | From the time of death until sunset of the day of funeral. | Same as above. |
| Death of: Navy flag or Marine general officer in command. | All ships present not underway, and by Navy and Marine Corps shore activities in the vicinity. | From the time of death until sunset of the day of the funeral or removal of the body from the ship or shore activity. | Same as above. |

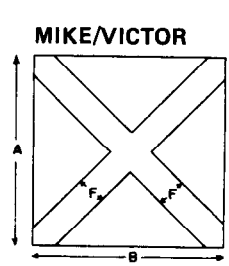

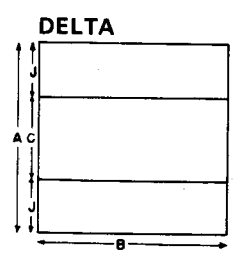
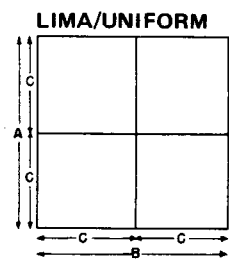
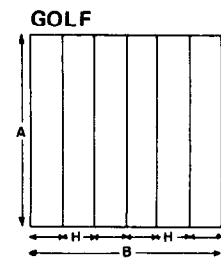
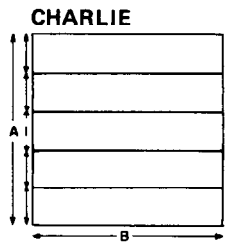
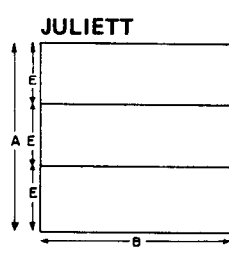
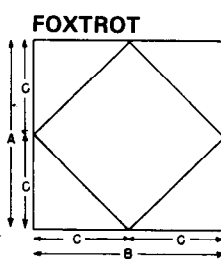
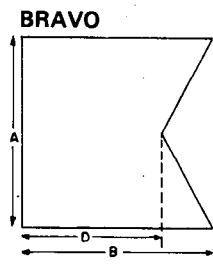
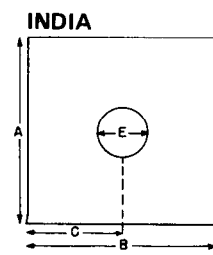
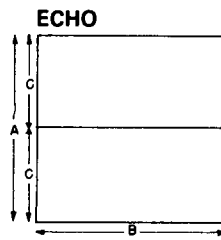
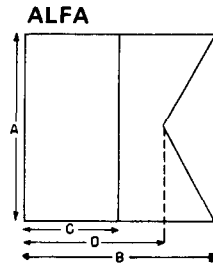
ORIGINAL

DISPLAY OF THE NATIONAL FLAG AT HALF-MAST

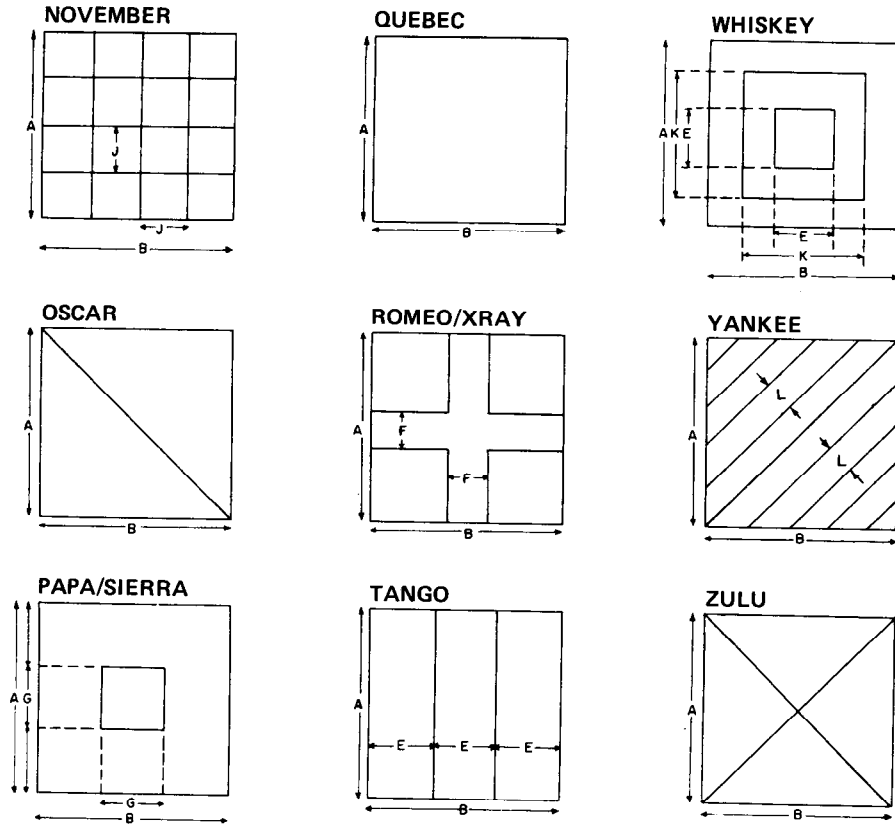
| Occasion | Places | Period | Notification |
|---|--|---|--|
| Death of: Navy flag or Marine general Officer not in Command. | Same as above. | From the beginning of the funeral until sunset of that day. | From any reliable source including news media. |
| Death of: Unit Commander not a flag officer Commanding Officer. | All ships present not underway, and by Navy and Marine Corps shore activities in the vicinity. | From the beginning of the funeral until sunset of that day. | Same as above. |
| Death of: All other persons in the naval service. | Same as above. | During the funeral and for 1 hour after. | Same as above. |
| Death of: officials, former officials, and foreign dignitaries. | To be displayed in such place in accordance with orders of instructions as may be issued by or at the direction of the President, or in accordance with recognized customs or practices not inconsistent with law. | As directed by or at the direction of the President. | Departmental message or announcement. |
| As directed by the heads of the several departments and agencies of the government on occasions other than those listed above which they consider that suitable military honors be rendered as appropriate. | Building, grounds or naval vessels under jurisdiction of the appropriate department head. | As directed by head of the department or agency. | Same as above. |

ORIGINAL

SIGNAL FLAGS AND PENNANTS
ALPHABET FLAGS

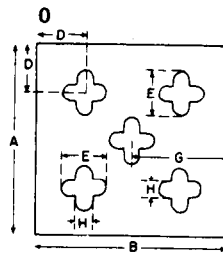
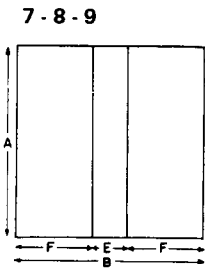
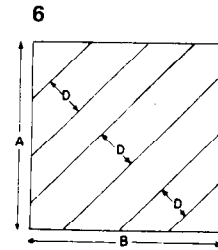
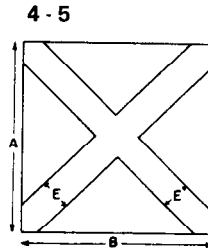
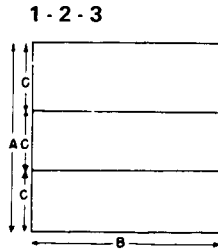


FLAG DIMENSIONS
ALPHABET FLAGS (continued)



| SIZE | A | B | C | D | E | F |
|------|-----------|---------|------------|----------|-------------|-------|
| 3½ | 5' 9½" | 5' 9½" | 2' 10¾" | 4' 9½" | 1' 113/16" | 1' 0" |
| 4 | 4' 4½" | 4' 4½" | 2' 2¼" | 3' 7½" | 1' 5½" | 9" |
| 6 | 2' 11" | 2' 11" | 1' 5½" | 2' 5" | 1111/16" | 6" |
| 8 | 1' 9" | 1' 9" | 10½" | 1' 53/8" | 7" | 35/8" |
| SIZE | G | H | I | J | K | L |
| 3½ | 2' 19/16" | 119/16" | 1' 115/16" | 1' 53/8" | 3' 99/16" | 97/8" |
| 4 | 1' 75/16" | 8¾" | 10½" | 1' 11/8" | 2' 103/8" | 7½" |
| 6 | 1' 7/8" | 513/16" | 7" | 8¾" | 1' 1015/16" | 5" |
| 8 | 711/16" | 3½" | 43/16" | 5¼" | 1' 1¼" | 3" |

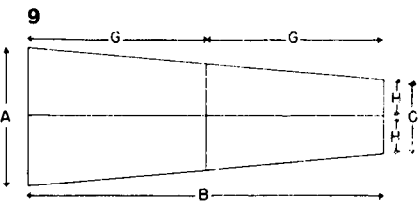
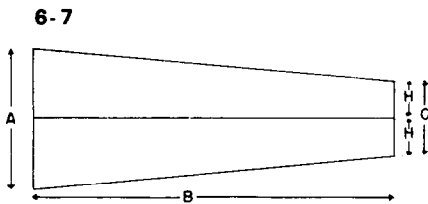
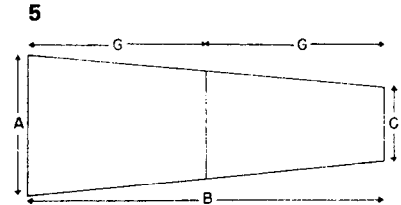
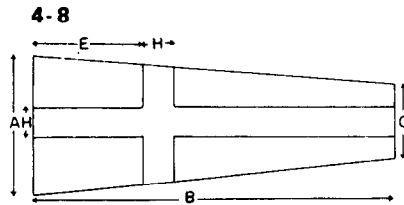
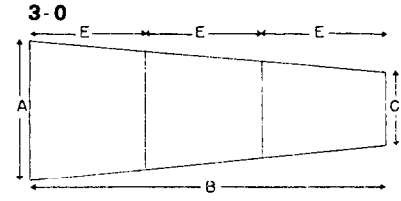
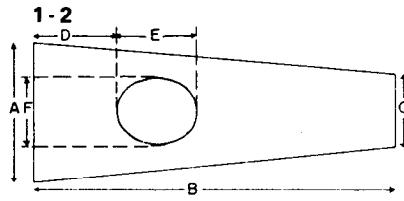
FLAG DIMENSIONS
NUMERAL FLAGS



| SIZE | A | B | C | D |
|------|-------|-----------|-------------|------------|
| 3½ | 5' 5" | 5' 9 1/2" | 1' 9 11/16" | 1' 2 7/16" |
| 4 | 4' 1" | 4' 4 1/2" | 1' 4 3/8" | 10 7/8" |
| 6 | 2' 5" | 2' 11" | 9 11/16" | 6 7/16" |
| 8 | 1' 6" | 1' 9" | 6" | 4" |

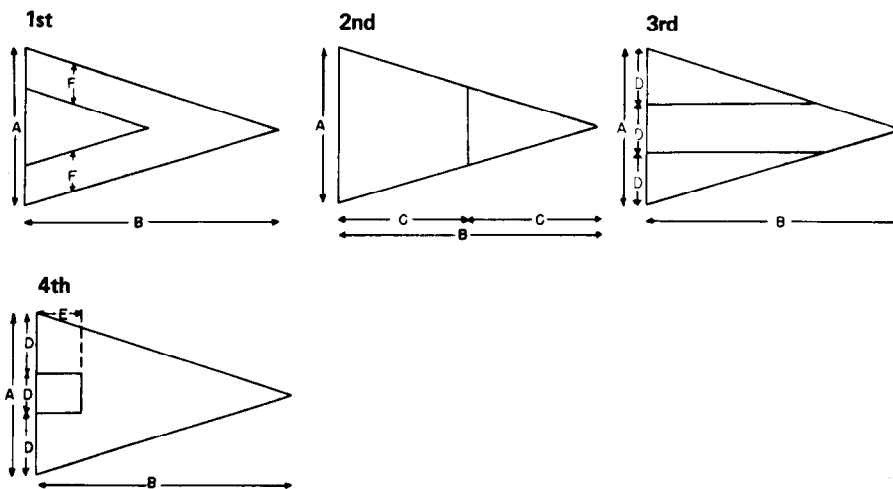
| SIZE | E | F | G | H |
|------|---------|-----------|------------|---------|
| 3½ | 1' 0" | 2' 4 3/4" | 2' 10 3/4" | 3 3/16" |
| 4 | 9 1/16" | 1' 9 3/4" | 2' 2 1/4" | 2 7/16" |
| 6 | 6 1/16" | 1' 2 1/2" | 1' 5 1/2" | 1 5/8" |
| 8 | 3 5/8" | 8 11/16" | 10 1/2" | 1" |

**FLAG DIMENSIONS
NUMERAL PENNANTS**



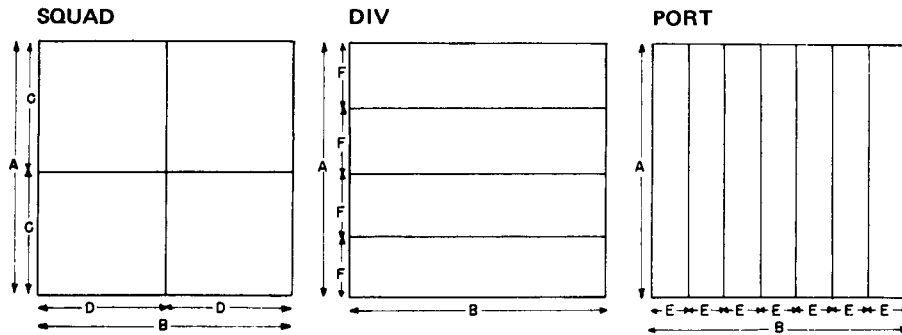
| SIZE | A | B | C | D | E | F | G | H |
|-------|-------|--------|------------|------------|-------------|-----------|-----------|---------|
| 3 1/2 | 4' 7" | 9' 4" | 1' 10 1/2" | 2' 7/8" | 3' 15/16" | 2' 9 1/2" | 4' 8" | 11 1/4" |
| 4 | 3' 5" | 6' 11" | 1' 5" | 1' 6 7/16" | 2' 3 11/16" | 2' 15/16" | 3' 5 1/2" | 8 1/2" |
| 6 | 2' 0" | 4' 3" | 10" | 11 5/16" | 1' 5" | 1' 2 5/8" | 2' 1 1/2" | 5" |
| 8 | 1' 2" | 2' 5" | 6" | 6 7/16" | 9 11/16" | 8 1/2" | 1' 2 1/2" | 3" |

FLAG DIMENSIONS
SUBSTITUTES

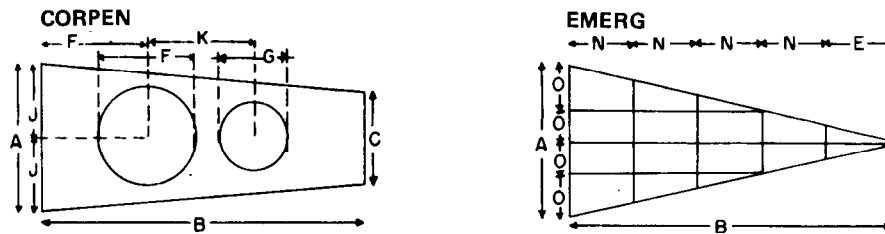


| SIZE | A | B | D | E | F | G |
|------|-------|--------|-------------|-----------|-----------|-----------|
| 3½ | 4' 7" | 9' 4" | 1' 6 5/16" | 4' 8" | 2' 4" | 1' 1 3/4" |
| 4 | 3' 5" | 6' 11" | 1' 11 1/16" | 3' 5 1/2" | 1' 8 3/4" | 10 1/4" |
| 6 | 2' 0" | 4' 3" | 8" | 2' 1 1/2" | 1' 3/4" | 6" |
| 8 | 1' 2" | 2' 5" | 4 11/16" | 1' 2 1/2" | 7 1/4" | 3 1/2" |

SPECIAL FLAGS AND PENNANTS



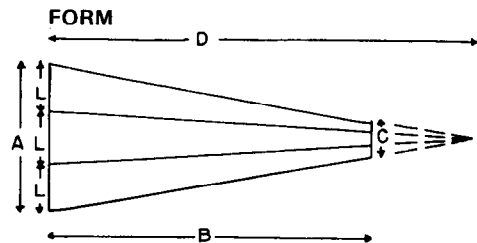
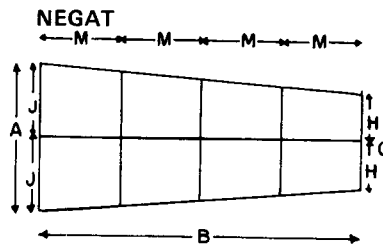
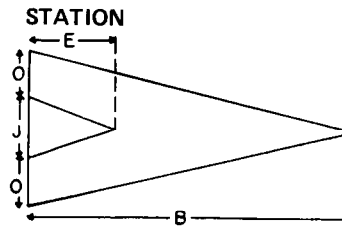
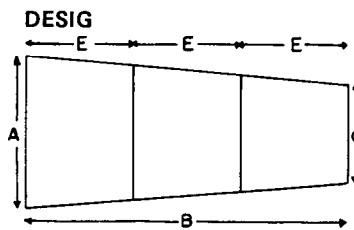
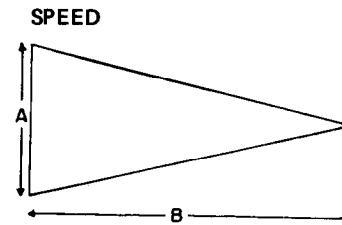
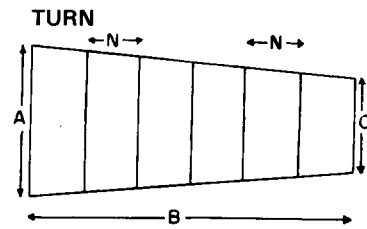
| SIZE | A | B | C | D | E | F |
|------|-------|-----------|-----------|------------|----------|-----------|
| 3½ | 5' 5" | 5' 9 1/2" | 2' 8 1/2" | 2' 10 3/4" | 9 15/16" | 1' 4 1/4" |
| 4 | 4' 1" | 4' 4 1/2" | 2' 1/2" | 2' 2 1/4" | 7 1/2" | 1' 1/4" |
| 6 | 2' 5" | 2' 11" | 1' 2 1/2" | 1' 5 1/2" | 5" | 7 1/4" |
| 8 | 1' 6" | 1' 9" | 9" | 10 1/2" | 3" | 4 1/2" |



| SIZE | A | B | C | D | E | F | G |
|------|-------|--------|------------|--------------|------------|-----------|------------|
| 3½ | 4' 7" | 9' 4" | 1' 10 1/2" | 15' 11 5/16" | 3' 1 5/16" | 2' 9 1/2" | 1' 11 1/8" |
| 4 | 3' 5" | 6' 11" | 1' 5" | 11' 10 5/8" | 2' 35/8" | 2' 1" | 1' 5 1/4" |
| 6 | 2' 0" | 4' 3" | 10" | 6' 11 1/2" | 1' 5" | 1' 2 5/8" | 10 1/8" |
| 8 | 1' 2" | 2' 5" | 6" | 4' 3/4" | 9 11/16" | 8 1/2" | 5 7/8" |

| SIZE | H | I | J | L | M | N | O |
|------|---------|-----------|-------------|-------------|-----------|-------------|-----------|
| 3½ | 11 1/4" | 2' 3 1/2" | 3' 10 5/8" | 1' 6 5/16" | 2' 4" | 1' 6 11/16" | 1' 1 3/4" |
| 4 | 8 1/2" | 1' 8 1/2" | 2' 10 9/16" | 1' 1 11/16" | 1' 8 3/4" | 1' 1 13/16" | 10 1/4" |
| 6 | 5" | 1' | 1' 9 1/4" | 8" | 1' 3/4" | 8 1/2" | 6" |
| 8 | 3" | 7" | 1' 1/16" | 4 11/16" | 7' 1/4" | 4 13/16" | 3 1/2" |

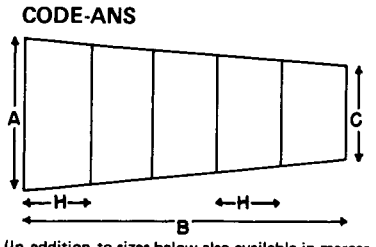
FLAG DIMENSIONS
SPECIAL FLAGS AND PENNANTS (CONT'D)



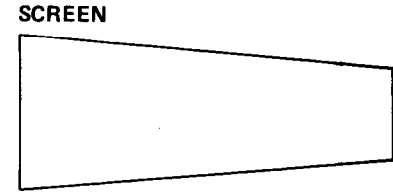
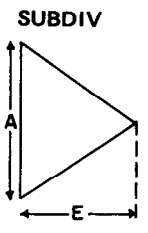
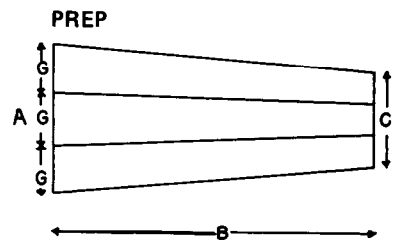
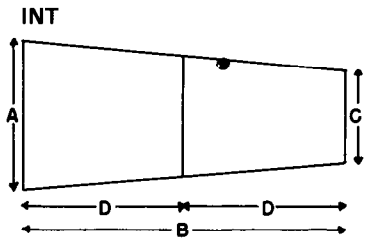
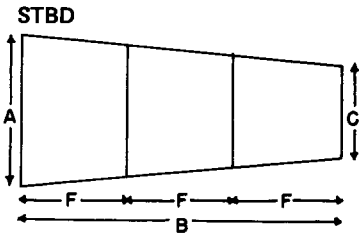
| SIZE | A | B | C | D | E | F | G |
|------|-------|--------|------------|--------------|------------|-----------|------------|
| 3½ | 4' 7" | 9' 4" | 1' 10 1/2" | 15' 11 5/16" | 3' 1 5/16" | 2' 9 1/2" | 1' 11 1/8" |
| 4 | 3' 5" | 6' 11" | 1' 5" | 11' 10 5/8" | 2' 35/8" | 2' 1" | 1' 5 1/4" |
| 6 | 2' 0" | 4' 3" | 10" | 6' 11 1/2" | 1' 5" | 1' 2 5/8" | 10 1/8" |
| 8 | 1' 2" | 2' 5" | 6" | 4' 3/4" | 9 11/16" | 8 1/2" | 5 7/8" |

| SIZE | H | I | J | L | M | N | O |
|------|---------|-----------|-------------|-------------|-----------|-------------|-----------|
| 3½ | 11 1/4" | 2' 3 1/2" | 3' 10 5/8" | 1' 6 5/16" | 2' 4" | 1' 6 11/16" | 1' 1 3/4" |
| 4 | 8 1/2" | 1' 8 1/2" | 2' 10 9/16" | 1' 1 11/16" | 1' 8 3/4" | 1' 1 13/16" | 10 1/4" |
| 6 | 5" | 1' | 1' 9 1/4" | 8" | 1' 3/4" | 8 1/2" | 6" |
| 8 | 3" | 7" | 1' 1/16" | 4 11/16" | 7' 1/4" | 4 13/16" | 3 1/2" |

FLAG DIMENSIONS
SPECIAL FLAGS AND PENNANTS (CONT'D)



(In addition to sizes below also available in mercerized cotton 2' 11" by 5' 1".)



(Dimensions are 1½ times the size of other pennants in its size group. This pennant available only in size groups 3½ and 4.)

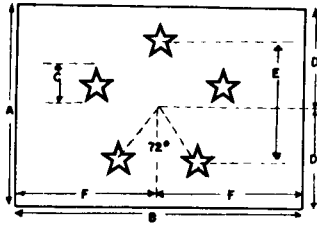
| SIZE | A | B | C | D | E | F | G | H |
|------|-------|--------|------------|-----------|------------|-------------|-------------|-------------|
| 3½ | 4' 7" | 9' 4" | 1' 10 1/2" | 4' 8" | 3' 11 7/8" | 3' 1 5/16" | 1' 6 5/16" | 1' 10 7/16" |
| 4 | 3' 5" | 6' 11" | 1' 5" | 3' 5 1/2" | 2' 11 5/8" | 2' 3 11/16" | 1' 1 11/16" | 1' 4 5/8" |
| 6 | 2' 0" | 4' 3" | 10" | 2' 1 1/2" | 1' 9" | 1' 5" | 8" | 10' 3/16" |
| 8 | 1' 2" | 2' 5" | 6" | 1' 2 1/2" | 1' 1/4" | 9' 11/16" | 4' 11/16" | 5' 13/16" |

FLAG DIMENSIONS

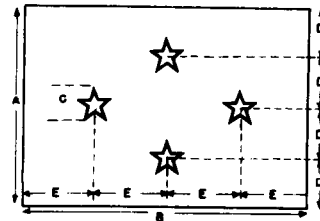
PERSONAL FLAGS AND COMMAND PENNANTS

These flags are also available in a special size 4' 4" hoist by 5' 6" fly with gold fringe attached.

FLEET ADMIRAL



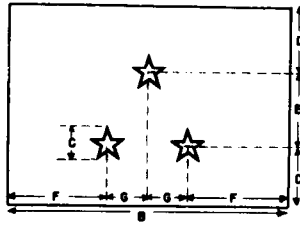
ADMIRAL



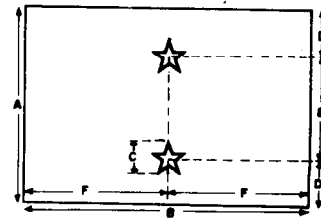
| FLEET ADMIRAL | SIZE | A | B | C | D | E | F |
|---------------|------|--------|-----------|----------|-----------|---------|-----------|
| | 6 | 3' 7" | 5' 1 1/2" | 10 5/8" | 1' 9 1/2" | 2' 2" | 2' 6 3/4" |
| | 7 | 1' 10" | 2' 8" | 5" | 11" | 1' 1" | 1' 4" |
| | * | 1' 0" | 1' 3" | 3 15/16" | 6" | 7 3/16" | 7 1/2" |

| ADMIRAL | SIZE | A | B | C | D | E |
|---------|------|--------|-----------|----------|---------|-----------|
| | 6 | 3' 7" | 5' 1 1/2" | 10 5/8" | 10 3/4" | 1' 3 3/8" |
| | 7 | 1' 10" | 2' 8" | 5" | 5 1/2" | 8" |
| | * | 1' 0" | 1' 3" | 3 15/16" | 3" | 3 3/4" |

VICE ADMIRAL



REAR ADMIRAL



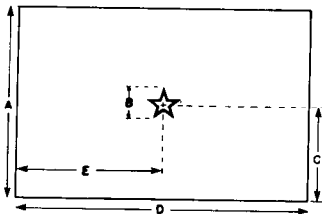
| VICE ADMIRAL | SIZE | A | B | C | D | E | F | G |
|--------------|------|--------|-----------|----------|------------|--------|---------|----------|
| | 6 | 3' 7" | 5' 1 1/2" | 10 5/8" | 1' 1" | 1' 5" | 1' 8" | 10 3/4" |
| | 7 | 1' 10" | 2' 8" | 5" | 6 1/2" | 9" | 10" | 6" |
| | * | 1' 0" | 1' 3" | 3 15/16" | 3' 3 9/16" | 4 7/8" | 4 9/16" | 2 15/16" |

| REAR ADMIRAL | SIZE | A | B | C | D | E | F |
|--------------|------|--------|-----------|----------|---------|--------|-----------|
| | 6 | 3' 7" | 5' 1 1/2" | 10 5/8" | 1' 1" | 1' 5" | 2' 6 3/4" |
| | 7 | 1' 10" | 2' 8" | 5" | 6 1/2" | 9" | 1' 4" |
| | * | 1' 0" | 1' 3" | 3 15/16" | 3 9/16" | 4 7/8" | 7 1/2" |

* AUTO & MINIATURE

FLAG DIMENSIONS
PERSONAL FLAGS AND COMMAND PENNANTS (CONT'D)

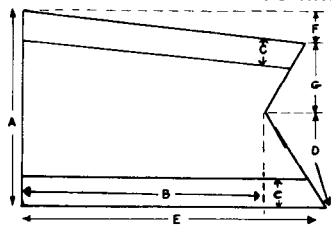
REAR ADMIRAL, LOWER HALF



| SIZE | A | B | C | D |
|-------------------|--------|----------|-----------|-----------|
| 6 | 3' 7" | 10 5/8" | 1' 9 1/2" | 5' 1 1/2" |
| 7 | 1' 10" | 5" | 11" | 2' 8" |
| AUTO & MINIA-TURE | 1' 0" | 3 15/16" | 6" | 1' 11" |

| SIZE | E | | | |
|-------------------|-----------|--|--|--|
| 6 | 2'-6 3/4" | | | |
| 7 | 1'-4" | | | |
| AUTO & MINIA-TURE | 11 1/2" | | | |

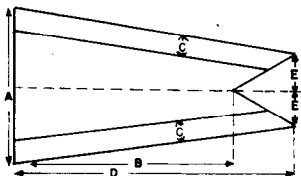
GROUP AND BROAD COMMAND



| SIZE | A | B | C | D |
|-------------------|-------|-------|--------|-----------|
| 3 1/2 | 4' 7" | 4' 7" | 7" | 2' 3 1/2" |
| 4 | 3' 5" | 3' 5" | 5" | 1' 8 1/2" |
| 6 | 2' 0" | 2' 0" | 3 1/2" | 1' 0" |
| 8 | 1' 2" | 1' 2" | 2" | 7" |
| AUTO & MINIA-TURE | 1' 0" | 1' 0" | 1 3/4" | 6" |

| SIZE | E | F | G |
|-------------------|--------|--------|-----------|
| 3 1/2 | 5' 10" | 5 1/2" | 1' 10" |
| 4 | 4' 6" | 4" | 1' 4 1/2" |
| 6 | 2' 7" | 3" | 9" |
| 8 | 1' 6" | 1 1/2" | 5 1/2" |
| AUTO & MINIA-TURE | 1' 3" | 1 1/4" | 4 3/4" |

BURGEE COMMAND




| SIZE | A | B | C | D | E |
|---------------------|-------|-------|---------|-------|-------|
| 6 | 2' 0" | 2' 0" | 3' 1/2" | 2' 7" | 5' 6" |
| 8 | 1' 2" | 1' 2" | 2" | 1' 6" | 3' 9" |
| AUTO & MINIA-TURE** | 1' 0" | 1' 0" | 1 3/4" | 1' 3" | 2' 9" |

* Numeral Description - Each numeral (except numeral 1) is designed in a rectangle whose width is two-thirds its height and whose height is one-third the hoist dimension of the pennant on which it is used. The elements of a numeral and the spaces between numerals are one-fourth the width of the above rectangle. The space between the hoist of the pennant and the first numeral is equal to the width of the above rectangle. Numeral 1 has the same height and width of element of the other numerals.

** Automobile and miniature pennants are not available through supply channels.

FLAG DIMENSIONS
MISCELLANEOUS

COMMISSION PENNANT

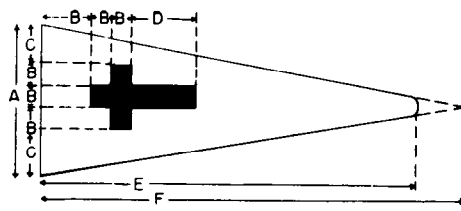


| SIZE | A | B | C | D | E | F | G |
|------|--------|------|-------|----|--------|------|----|
| 6 | 2 1/2" | 3/8" | 1' 6" | 6' | 2 1/4" | 1" | 9" |
| 7 | 1 7/8" | 3/8" | 1' | 4' | 1 5/8" | 3/4" | 6" |

RED CROSS FLAG

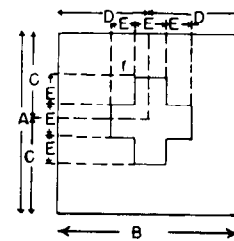
(Available in size 6 only through supply channels)

CHURCH PENNANT



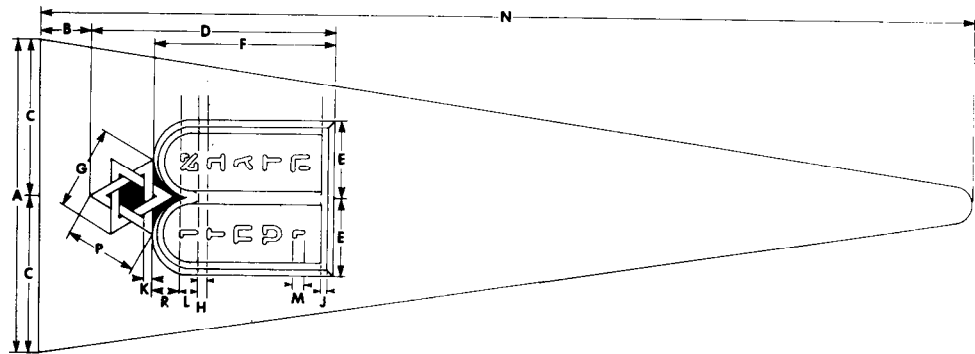
| SIZE | A | B | C |
|-------|--------|--------|---------|
| 3 1/2 | 3' 10" | 7 3/4" | 11 3/8" |
| 4 | 2' 11" | 6" | 8 1/2" |

| SIZE | D | E | F |
|-------|-------|--------|---------|
| 3 1/2 | 2' 7" | 11' 8" | 12' 11" |
| 4 | 2' | 8' 8" | 9' 8" |



| SIZE | A | B | C | D | E |
|-------|-------|-----------|-----------|------------|---------|
| 3 | 6' 9" | 7' 3" | 3' 4 1/2" | 3' 7 1/2" | 1' 3/8" |
| 3 1/2 | 5' 5" | 5' 9 1/2" | 2' 8 1/2" | 2' 10 3/4" | 10" |
| 4 | 4' 1" | 4' 4 1/2" | 2' 1/2" | 2' 2 1/4" | 7 1/2" |
| 6 | 2' 5" | 2' 11" | 1' 2 1/2" | 1' 5 1/2" | 5" |
| 8 | 1' 6" | 1' 9" | 9" | 10 1/2" | 3" |

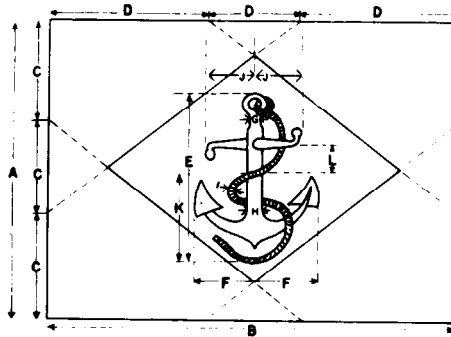
JEWISH WORSHIP PENNANT



| SIZE | A | B | C | D | E | F | G | H | J | K | L | M | N | P | R |
|-------|--------|--------|------------|-----------|---------|-----------|---------|----------|------|--------|----------|----------|--------|--------|----|
| 3 1/2 | 3'-11" | 7 3/4" | 1'-11 1/2" | 3'-5 5/8" | 11 5/8" | 2'-3" | 12 3/4" | 1 11/16" | 1" | 1 3/8" | 2 11/16" | 1 11/16" | 11'-8" | 11" | 4" |
| 4 | 2'-11" | 6" | 1'-5 1/2" | 2'-3 7/8" | 9" | 1'-8 1/2" | 9 7/8" | 1 1/4" | 3/4" | 1" | 2" | 1 1/4" | 8'-8" | 8 1/2" | 3" |


**FLAG DIMENSIONS
MISCELLANEOUS (CONT'D)**

BATTALION FLAG



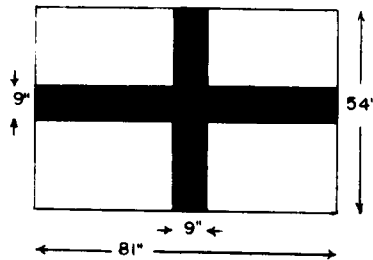
| A | B | C | D | E | F | G | H | I | J | K | L |
|----------|-------|-----------|-------|-----------|--------|--------|----|------|--------|-----------|----|
| 5' 11/2" | 6' 6" | 1' 8 1/2" | 2' 2" | 2' 4 1/2" | 9 1/4" | 1 5/8" | 3" | 1/2" | 8 1/4" | 1' 2 1/4" | 6" |

**U. S. NAVY GUIDON
(Not available through supply channels)**




| A | B | C | D | E |
|-----------|-----------|---------|-----|-----|
| 1' 8 1/8" | 2' 3 3/4" | 11 1/4" | 10" | 10" |

**CONVOY COMMODORE FLAG
(Not available through supply channels)**



(BLUE ON WHITE BACKGROUND)


CONSULAR FLAG



(WHITE ON NAVY BLUE BACKGROUND)

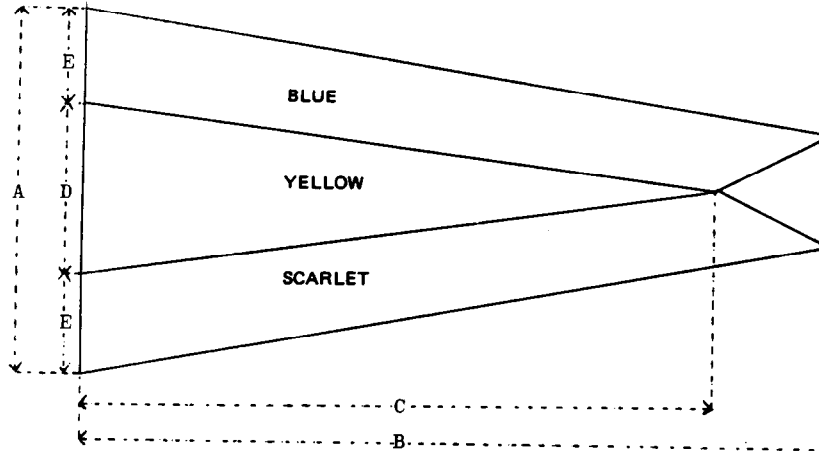
**FLAG DIMENSIONS
MISCELLANEOUS**

ANCHOR DESIGN



FLAG DIMENSIONS

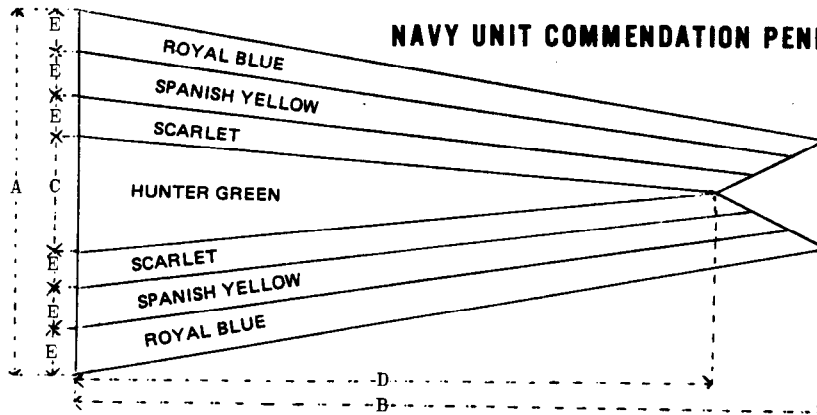
PRESIDENTIAL UNIT CITATION PENNANT



| Dimensions in Feet | | | | | |
|--------------------|------|------|------|------|-----|
| Size | A | B | C | D | E |
| 1 | 3.78 | 7.98 | 6.72 | 1.82 | .98 |
| 2 | 1.89 | 3.99 | 3.36 | .91 | .49 |
| 3 | 1.35 | 2.85 | 2.40 | .65 | .35 |

NOTE: For greater detail see Naval Ship Systems Command drawing 16696 Sheet No. 136A

NAVY UNIT COMMENDATION PENNANT




| Dimensions in Feet | | | | | |
|--------------------|------|------|-------|-------|-------|
| Size | A | B | C | D | E |
| 1 | 3.78 | 7.98 | 1.718 | 6.675 | .3436 |
| 2 | 1.89 | 3.99 | .859 | 3.34 | .172 |
| 3 | 1.35 | 2.85 | .614 | 2.38 | .123 |

NOTE: For greater detail see Naval Ship Systems Command drawing 16696 Sheet No. 136A

FLAG DIMENSIONS

MERITORIOUS UNIT COMMENDATION PENNANT

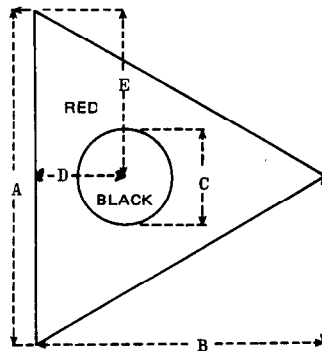


Dimensions in Feet

| SIZE | A | B | C | D | E | F | G |
|------|------|------|-------|--------|-------|-------|-------|
| 1 | 3.78 | 7.98 | .6875 | 6.6172 | .9453 | .1719 | .2578 |
| 2 | 1.89 | 3.99 | .3438 | 3.3177 | .4740 | .0859 | .1302 |
| 3 | 1.35 | 2.85 | .2500 | 2.3672 | .3359 | .0625 | .0911 |

NOTE: For greater detail see Naval Ship Systems Command drawing 16696 Sheet No. 241

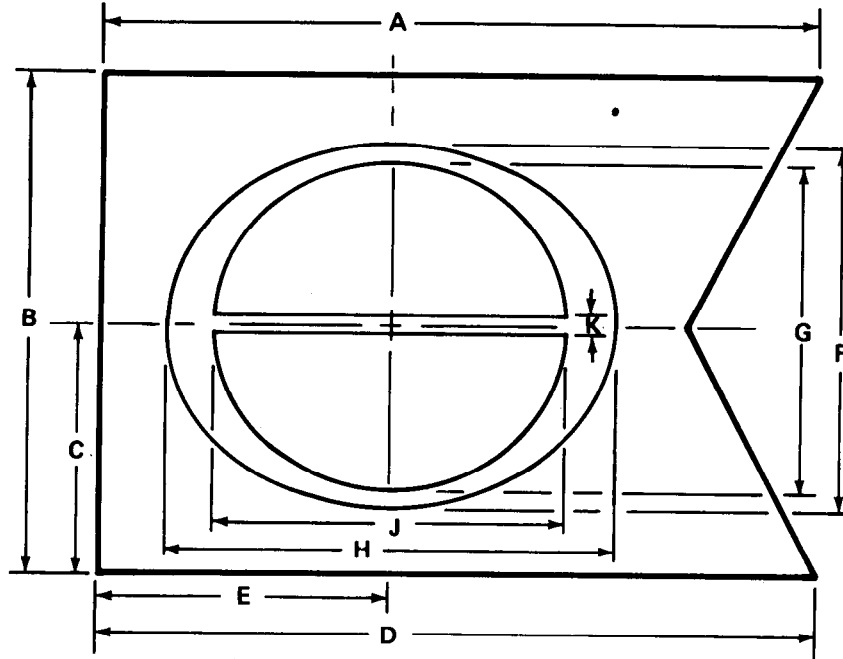
BATTLE EFFICIENCY PENNANT



Dimensions in Feet and Inches

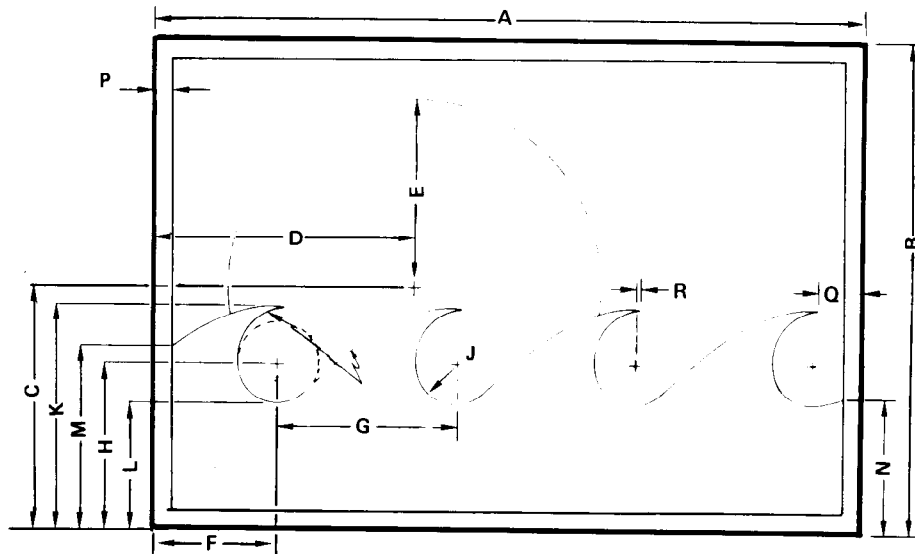
| SIZE | A | B | C | D | E |
|------|-------|------------|---------|---------|-----------|
| 4 | 3' 5" | 2' 11 5/8" | 10 1/4" | 11 7/8" | 1' 8 1/2" |
| 6 | 2' | 1' 9" | 6" | 7" | 1' |
| 8 | 1' 2" | 1' 1/4" | 3 1/2" | 4 1/8" | 7" |

ENVIRONMENTAL PROTECTION AWARD FLAG




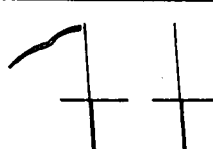
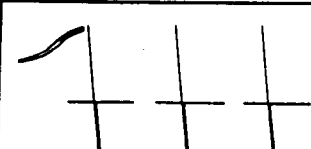




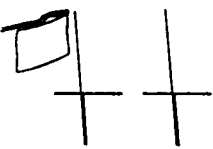







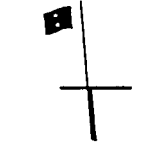
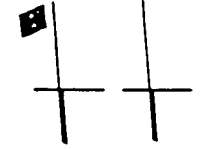
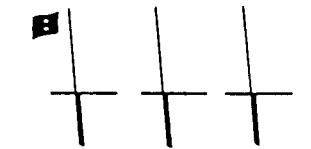




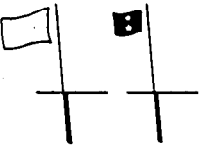
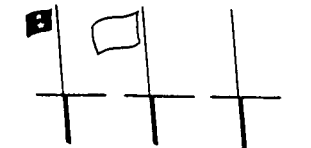
| SIZE | A | B | C | D | E | F | G | H | J | K |
|------|-----------|--------|-----------|-----------|---------|-----------|-----------|-----------|-------|---------|
| 6 | 5' 1 1/2" | 3' 7" | 1' 9 1/2" | 4' 2 1/4" | 2' 1" | 2' 7 7/8" | 2' 4" | 3' 2 1/4" | 2' 5" | 1' 3/4" |
| 7 | 2' 8" | 1' 10" | 11" | 2' 1 5/8" | 1' 3/4" | 1' 4 1/4" | 1' 2 3/8" | 1' 7 1/2" | 1' 3" | 7/8" |

ENERGY CONSERVATION AWARD FLAG



| SIZE | A | B | C | D | E | F | G | H | J | K | L | M | N | P | Q | R |
|------|-------|--------|--------|------------|-----------|---------|-----------|--------|--------|-------|--------|-----------|----|--------|--------|------|
| 6 | 5' 2" | 3' 8" | 1' 10" | 1' 10 1/2" | 1' 4 3/4" | 10 7/8" | 1' 3 1/2" | 1' 3" | 3 1/2" | 1' 8" | 11" | 1' 4 1/2" | 1' | 1 1/4" | 3 7/8" | 5/8" |
| 7 | 2' 8" | 1' 10" | 11" | 11 1/4" | 8 3/8" | 5 5/8" | 8" | 7 1/2" | 1 1/4" | 10" | 5 1/2" | 8 1/4" | 6" | 7/8" | 2" | 3/8" |

Annex E
 Illustrations of Displays
 Ensigns, Personal Flags & Commission Pennants

| LINE | OCCASION | ONE MAST MASTHEAD | TWO MASTED MAIN FORE | THREE MASTED MIZZEN MAIN FORE | % NAVY REGS ARTICLE |
|------|---|---|---|--|------------------------------|
| 1 | Ship In Commission |  |  |  | 1059 |
| 2 | Dressed For U. S. |  |  |  | 1079 |
| 3 | Visited By Foreign President Or Sovereign |  |  |  | 1037 1076 |
| 4 | Dressed In Honor Of A Foreign Nation |  |  |  | 1076 1085 |
| 5 | Dressed For U. S. And Visited By Foreign President Or Sovereign |  |  |  | 1037 1076 1077 1079 |
| 6 | Flagship |  |  |  | 1059 1066 |
| 7 | Dressed For U. S. |  |  |  | 1069 1079 |
| 8 | Visited By A President Or Sovereign |  |  |  | 1037 1069 1079 |

Illustrations of Displays (continued)

| LINE | OCCASION | ONE MAST | | TWO MASTED | | THREE MASTED | | | % NAVY REGS ARTICLE |
|------|---|----------|--|------------|------|--------------|------|------|--|
| | | MASTHEAD | | MAIN | FORE | MIZZEN | MAIN | FORE | |
| 9 | Visited by two Foreign Presidents. (If also dressed for one nation, there would be a U. S. Ensign at the fore in three-masters) | | | | | | | | 1037 1069 1077 1078 1079 |
| 10 | Dressed For A Foreign Nation | | | | | | | | 1069 1077 1079 |
| 11 | Dressed For U. S. And Visited By Two Foreign Presidents Or Sovereigns | | | | | | | | 1037 1069 1077 1078 1079 |
| 12 | Flagship With Civil Official Entitled To Display Of Personal Flag During Visit | | | | | | | | 1036 1059 1066 1068 |
| 13 | Dressed For U. S. | | | | | | | | 1036 1068 1069 1079 |
| 14 | Dressed For Foreign Nation, Or Visited By Foreign President | | | | | | | | 1036 1037 1068 1069 1078 1079 |
| 15 | Visited by two Foreign Presidents, or dressed for one Foreign and being visited by another Foreign President | | | | | | | | 1036 1037 1068 1069 1077 1078 1079 |

Illustrations of Displays (continued)

| LINE | OCCASION | ONE MAST | | TWO MASTED | | THREE MASTED | | | % NAVY REGS ARTICLE |
|------|---|----------|--|------------|------|--------------|------|------|--|
| | | MASTHEAD | | MAIN | FORE | MIZZEN | MAIN | FORE | |
| 16 | Dressed For U. S. And Visited By Two Foreign Presidents Or Sovereigns | | | | | | | | 1036 1037 1068 1069 1077 1078 1079 |
| 17 | Flagship With The President Of The United States Aboard | | | | | | | | 1036 1059 1066 1068 |
| 18 | Dressed For U. S. | | | | | | | | 1036 1068 1069 1079 |
| 19 | Visited By Foreign President Or Sovereign | | | | | | | | 1036 1037 1068 1069 1078 |
| 20 | Visited By Two Foreign Presidents Or Sovereigns | | | | | | | | 1036 1037 1068 1069 1077 1078 |
| 21 | Dressed For Foreign Nation And Visited By Another Foreign President | | | | | | | | 1036 1037 1068 1069 1077 1078 1079 |
| 22 | Dressed For U. S. And Being Visited By Two Foreign Presidents Or Sovereigns | | | | | | | | 1036 1037 1068 1069 1077 1078 1079 |